



VENTURA COUNTY
CONTINUUM OF
CARE ALLIANCE

ENDING HOMELESSNESS
IN VENTURA COUNTY

2025 PRELIMINARY HOMELESS COUNT REPORT

FINAL REPORT TO BE RELEASED IN MAY 2025

EXECUTIVE SUMMARY

I. Executive Summary

There were 1,990 adults and children who were counted as homeless during the point-in-time (PIT) count as noted in the chart below. This number represents a decrease of 368 persons or -15.6% when compared to the 2,358 persons who were counted as homeless in 2024. Since 2023, there has been an 18.5% decrease overall.

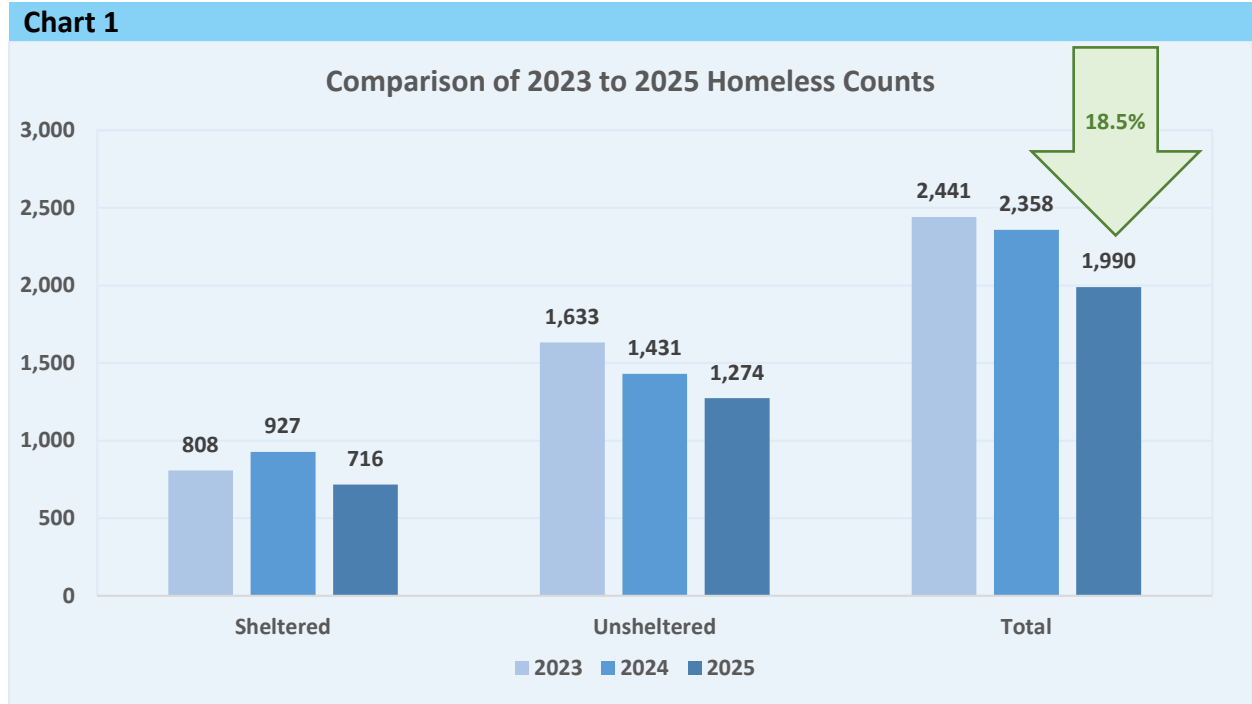


Table 1. Comparison of 2024 and 2025 Homeless Counts

Year	Sheltered			Unsheltered			Total
	Adults	Children	Sub-Total	Adults	Children	Sub-Total	
2024 Homeless Count	736	191	927	1,412	19	1,431	2,358
2025 Homeless Count	607	109	716	1,257	17	1,274	1,990
Difference:	-129 (17.5%)	-82 (-42.9%)	-211 (22.8%)	-155 (10.9%)	-2 (10.5%)	-157 (10.9%)	-368 (15.6%)

The total number of persons counted as sheltered and unsheltered decreased:

- The total number of persons counted as sheltered decreased from 927 in 2024 to 716 in 2025, which represents a decrease of 211 persons or 22.8%.
- The total number of persons counted as unsheltered decreased from 1,431 in 2024 to 1,274 in 2025, which represents a decrease of 157 persons or 11%.

EXECUTIVE SUMMARY

The decrease in shelter beds occurred due to the conversion of Project Roomkey motels to Homekey permanent supportive housing units, as well as a shift in Domestic Violence transitional housing to rapid rehousing units. These are major accomplishments for Ventura County by ending homelessness for many individuals and families between 2024 to 2025.

Also, the decrease in the number of unsheltered persons continues as there have been more investments in State grant funding to address encampments and the priority of homelessness prevention to help people retain housing.

The results of the Homeless Count play a vital role in identifying trends and gaps, guiding community leaders in allocating funding to areas of highest need. The key takeaways include:

- 1) **Permanent Housing Solutions:** Over 100 permanent housing units opening in 2024 as well as an expansion of rapid rehousing programs offering rental assistance have resulted in reductions in the number of persons experiencing homelessness.
- 2) **Prevention Efforts:** Dedicated funds for homelessness prevention and landlord engagement are helping to address first time homelessness.
- 3) **Encampment Interventions:** State grant investments and continued efforts by the County of Ventura and cities have resolved encampments by prioritizing housing placements, delivering a measurable community impact.

Regarding sheltered homelessness, the U.S. Department of Housing and Urban Development (HUD) states that

- CoCs must count all individuals or families who meet the criteria in paragraph (1)(ii) of the homeless definition in 24 CFR 578.3. This includes individuals and families ***“living in a supervised publicly or privately operated shelter designated to provide temporary living arrangements (including congregate shelters, transitional housing, and hotels and motels paid for by charitable organizations or by federal, state, or local government programs for low-income individuals)”*** on the night designated for the count. This includes individuals residing in Safe Haven projects.

Regarding unsheltered homelessness, HUD states that

- CoCs must count all individuals or families who meet the criteria in paragraph (1)(i) of the homeless definition in 24 CFR 578.3. This includes individuals and families ***“with a primary nighttime residence that is a public or private place not designed for or ordinarily used as a regular sleeping accommodation for human beings, including a car, park, abandoned building, bus or train station, airport, or camping ground”*** on the night designated for the count. Rapid Re-Housing (RRH) assisted households who are still unsheltered on the night of the count (e.g., staying in an encampment and being assisted by an RRH project to obtain housing) must be included as part of the unsheltered count.

EXECUTIVE SUMMARY

Table 2 provides a breakdown of the 2025 homeless count by sheltered and unsheltered persons for each jurisdiction. Among cities, Oxnard had the largest number of unsheltered persons (379) and the largest number of sheltered persons (255). The City of Ventura had the second largest number of unsheltered (281) and sheltered persons (241).

Table 2. Total Number of Sheltered and Unsheltered Adults and Children by Jurisdiction in 2025

Jurisdiction	Sheltered		Unsheltered	Total
	Shelter	Transitional Housing		
Camarillo	11	0	79	90
Fillmore	0	0	10	10
Moorpark	0	0	2	2
Ojai*	6	0	54	60
Oxnard	208	47	379	634
Port Hueneme	0	0	21	21
Santa Paula	47	0	60	107
Simi Valley	10	0	142	152
Thousand Oaks	0	0	162	162
Ventura**	159	82	281	522
Countywide***	120	26	84	230
Total:	561	155	1,274	1,990

*Ojai unsheltered data includes tent town encampment.

**Includes Safe Haven beds.

***Domestic Violence (DV) Shelter locations are not disclosed and thus are reported here. Project Roomkey non-congregate shelters are counted in the Countywide data, as persons are served from various cities.

Table 3 compares the total number of unsheltered persons, sheltered persons and the total number of persons counted in 2025 to the same totals for 2024.

Table 3. 2024 - 2025 Comparison of Unsheltered and Sheltered Persons by Jurisdiction

	Total Number of Unsheltered Persons				Total Number of Sheltered Persons*				Total Number			
	2024	2025	Difference		2024	2025	Difference		2024	2025	Difference	
	#	#	#	%	#	#	#	%	#	#	#	%
Camarillo	80	79	-1	-1.3	9	11	+2	+22.2	89	90	+1	+1.1
Fillmore	13	10	-3	-23.1	0	0	0	0	13	10	-3	-23.1
Moorpark	5	2	-3	-60.0	0	0	0	0	5	2	-3	-60.0
Ojai	54	54	0	0.0	4	6	+2	+50.0	58	60	+2	+3.4
Oxnard	433	379	-54	-12.5	319	255	-64	-20.1	752	634	-118	-15.7
Port Hueneme	44	21	-23	-52.3	0	0	0	0	44	21	-23	-52.3
Santa Paula	88	60	-28	-31.8	49	47	-2	-4.1	137	107	-30	-21.9
Simi Valley	149	142	-7	-4.7	11	10	-1	-9.1	160	152	-8	-5.0
Thousand Oaks	178	162	-16	-8.9	0	0	0	0	178	162	-16	-9.0
Ventura	316	281	-35	-11.1	220	241	+21	+9.5	536	522	-14	-2.6
County-wide***	71	84	+13	+18.3	315	146	-169	-53.7	386	230	-156	-40.4
Total:	1,431	1,274	-157	-10.9	927	716	-211	-22.8	2,358	1,990	-368	-15.6

*Sheltered persons include emergency shelters, transitional housing, and safe havens.

**percentages are only provided for differences that were 200% or less.

***Includes Survivors of Domestic Violence (DV) programs.

II. Background

Ventura County first conducted a homeless count and subpopulation survey in 2007 as listed in Table 4. The homeless count and survey have been conducted every year beginning in 2009 except in 2021 (see note below).

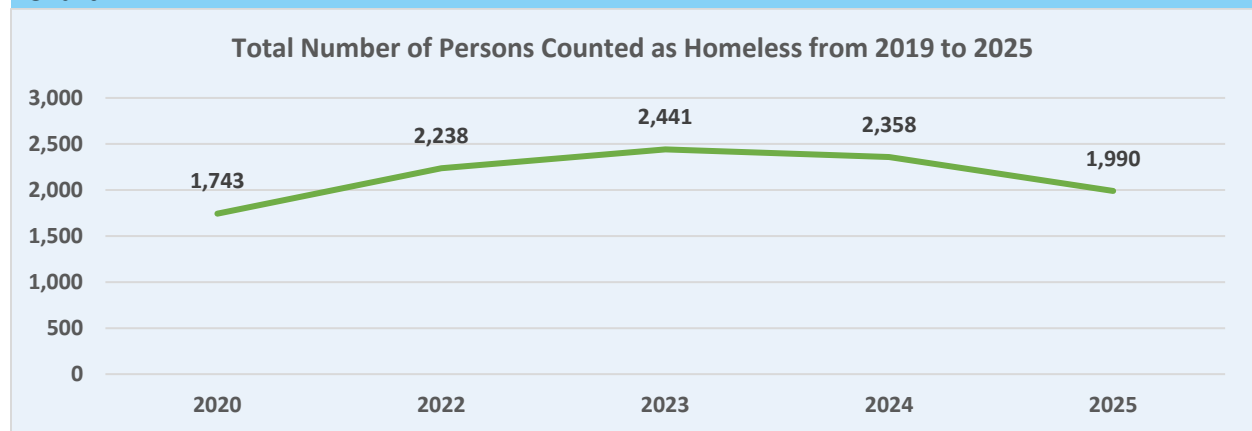
Table 4. Ventura County Homeless Counts from 2007 – 2025

Year	Total # of Homeless Persons	% of Increase or Decrease from Previous Year
2007	1,961	-
2009	2,193	+12
2010	1,815	-17
2011	1,872	+3
2012	1,936	+3
2013	1,774	-8
2014	1,449	-18
2015	1,417	-2
2016	1,271	-10
2017	1,152	-9
2018	1,299	+12.8
2019	1,669	+28.5
2020	1,743	+4.4
2021	*	*
2022	2,238	+25.2
2023	2,441	+9.1
2024	2,358	-3.4
2025	1,990	-15.6

*VC CoC received an exception from HUD not to conduct an unsheltered count because of pandemic related reasons.

The next chart shows that the number of persons counted as homeless has decreased by 18.5% over the past two years. This significant progress occurred due to investments in permanent supportive housing. The number of persons counted as homeless in 2020 was 1,743 and 1,990 persons in 2025, which represents an increase over a five-year period of 247 persons or 14.2%.

Chart 2



BACKGROUND

The next table provides the number of homeless persons counted since 2007 by cities and unincorporated area. A count was not conducted in 2008 and an exception was granted by HUD not to conduct an unsheltered count in 2021 due to the COVID-19 pandemic.

Table 5. Comparison of the total number of homeless persons counted since 2007 by cities.

Year	Camarillo	Fillmore	Moorpark	Ojai	Oxnard
2007	10	5	13	82	671
2009	13	4	7	60	679
2010	15	5	1	52	520
2011	29	10	7	40	638
2012	30	16	5	41	522
2013	27	13	9	43	645
2014	38	6	15	62	379*
2015	35	7	7	40	603
2016	24	6	4	29	584
2017	27	0	7	19	461
2018	49	2	3	31	335
2019	33	10	2	47	548
2020	30	10	0	49	567
2021	**	**	**	**	**
2022	49	8	0	38	793
2023	78	5	3	44	838
2024	89	13	5	58	752
2025	90	10	2	60	634

*This number was artificially low due to an unresolved reporting discrepancy and the winter shelter being located in Ventura.

**An unsheltered count was not conducted because of pandemic related reasons.

Table 5. (con't)

Year	Port Hueneme	Santa Paula	Simi Valley	Thousand Oaks	Ventura	Countywide
2007	9	97	163	81	588	242
2009	1	91	303	147	623	265
2010	9	54	229	106	601	223
2011	6	50	226	87	570	209
2012	12	60	284	90	701	175
2013	17	34	211	121	519	135
2014	13	31	194	130	495	86
2015	22	20	202	83	334	64
2016	7	56	99	104	300	58
2017	18	35	105	102	301	77
2018	19	44	143	80	516	77
2019	30	106	121	103	555	114
2020	19	95	162	152	531	128
2021	**	**	**	**	**	**
2022	30	115	141	210	713	109
2023	14	121	150	128	644	416
2024	44	137	160	178	536	386
2025	21	107	152	162	522	230

**An unsheltered count was not conducted because of pandemic related reasons.

UNSHELTERED PERSONS

III. Unsheltered Persons

Of the 1,990 persons counted in 2025, 1,274 or 63.8% were unsheltered, which is defined by the U.S. Department of Housing and Urban Development (HUD) as

“An individual or family who lacks a fixed, regular, and adequate nighttime residence, meaning: (i) An individual or family with a primary nighttime residence that is a public or private place not designed for or ordinarily used as a regular sleeping accommodation for human beings.”

Of the 1,274 unsheltered persons, 1,257 were adults and 17 were accompanied children under age 18.

Of the 11 jurisdictions, four include a total of 10 families with children under age 18. The cities of

- Simi Valley includes three families with six children consisting of one family with 1 adult and two children, one family two adults with one child, and one family with two adults and three children;
- Oxnard includes four families with seven children consisting of one family with one adult and one child, one family with two adults and one child, one family with two adults and two children, and one family with two adults and three children.;
- Thousand Oaks includes one family with two adults and one child;
- Camarillo includes two families with 3 children consisting of one family with two adults and one child and one family with three adults and one child (note: one adult was a youth age 18 – 24).

Surveyed vs Observation of Unsheltered Persons

The goal was to survey, meaning to interview, as many adults who were counted about themselves and any children who were living unsheltered with them. Survey questions focused on requirements from HUD and local information desired by the Ventura County Continuum of Care (VC CoC). The number and percentage of adults surveyed is noted in Table 4.

HUD requires CoCs to report the number of various subpopulations that include chronically homeless individuals and families, persons with serious mental illness, substance use disorders, AIDS or an HIV-related illness, and veterans. The CoC desired local information included a focus on chronic health conditions, first time homelessness, foster youth, income, veterans and those self-reporting involvement with the justice system.

Counters surveyed 838 adults that answered questions about themselves and their households. The survey included questions about gender, age, race, ethnicity, and length of time homeless for adults and children. Other questions about disability, health, mental health, substance use, income, and veteran status pertained only to adults.

UNSHELTERED PERSONS

Persons who were observed and not surveyed if volunteer counters felt unsafe or an unsheltered person was sleeping. Volunteers were asked to count the person by recording an estimate of the individual’s gender, age, race, and ethnicity. Of the 422 persons observed, 419 were adults and 3 were children in families.

The survey and observation rates were nearly the same in 2024 and 2025 as noted in Table 6 below. Training was offered in January 2025 to review the mobile app and emphasize the importance of full surveys when possible. Full surveys assist with a more accurate count and provide more details with subpopulation data.

Table 6. Total Number and Percent of Unsheltered Adults Surveyed and Observed

Year	Surveyed		Observed		Total	
	#	%	#	%	#	%
2019	907	72.1	351	27.9	1,258	100
2020	874	69.1	391	30.9	1,265	100
2022	741	54.6	615	45.5	1,356	100
2023	683	42.2	937	57.8	1,620	100
2024	933	66.2	479	33.8	1,412	100
2025	838	66.7	419	33.3	1,257	100

The next table provides a breakdown of the total number and percent of adults surveyed and observed by jurisdiction. Of the 1,274 persons counted as unsheltered in 2025, 1,257 were adults. The remaining 17 persons were children under age 18 that are part of family households.

Table 7. Total Number and Percent of Unsheltered Adults Surveyed and Observed by Jurisdiction

Jurisdiction	Surveyed		Observed*		Total	
	#	%	#	%	#	%
Camarillo	51	67.1	25	32.9	76	100
Fillmore	10	100	0	0.0	10	100
Moorpark	2	100	0	0.0	2	100
Ojai	30	55.5	24	44.5	54	100
Oxnard	210	56.5	162	43.5	372	100
Port Hueneme	18	85.7	3	14.3	21	100
Santa Paula	46	76.7	14	23.3	60	100
Simi Valley	113	83.1	23	16.9	136	100
Thousand Oaks	121	75.2	40	24.8	161	100
Ventura	189	67.3	92	32.7	281	100
Unincorporated	48	57.1	36	42.9	84	100
Total	838	66.7	419	33.3	1,257	100

*Observations include those who declined or refused to be surveyed.

The following four tables focus on gender, ethnicity, race, and age for the 1,274 unsheltered adults and children who were surveyed and observed.

UNSHELTERED PERSONS

Gender

The following table provides a breakdown by gender for the 1,257 adults and 17 children under age 18 in families. HUD requires the summary to consist of male, female, transgender, non-binary, questioning, different identity, more than one gender, culturally specific identity, and unknown.

Table 8. Gender for Adults and Children

	Adults		Children in Families	
	#	%	#	%
Male (Boy if child)	899	71.5	12	70.6
Female (Girl if child)	349	27.8	5	29.4
Transgender	3	0.2	0	0
Non-Binary	3	0.2	0	0
Questioning	1	0.1	0	0
Different Identity	1	0.1	0	0
More Than One Gender	1	0.1	0	0
Culturally Specific Identity (e.g., Two-Spirit)	0	0.0	0	0
Total:	1,257	100	17	100

Race and Ethnicity

Table 9 provides a breakdown by race and ethnicity for the 1,257 adults and 17 children under age 18 in families. HUD requires the summary to consist of Hispanic/Latin(a)(o)(x) and Non-Hispanic/Latin(a)(o)(x).

Table 9. Ethnicity for Adults and Children

	Adults		Children in Families	
	#	%	#	%
American Indian, Alaska Native, or Indigenous	45	3.6	0	0
American Indian, Alaska Native, or Indigenous & Hispanic/Latina/e/o	0	0.0	0	0
Asian or Asian American	1	1.0	0	0
Asian or Asian American & Hispanic/Latina/e/o	0	0.0	0	0
Black, African American, or African	63	5.0	0	0
Black, African American,	1	0.1	0	0

UNSHELTERED PERSONS

or African & Hispanic/Latina/e/o				
Hispanic/Latina/e/o	477	37.9	10	58.8
Middle Eastern or North African	3	0.2	0	0
Middle Eastern or North African & Hispanic/Latina/e/o	0	0.0	0	0
Native Hawaiian or Pacific Islander	3	0.2	0	0
Native Hawaiian or Pacific Islander & Hispanic/Latina/e/o	0	0.0	0	0
White	643	51.1	7	41.2
White & Hispanic/Latina/e/o	20	1.6	0	0
Multi-Racial & Hispanic/Latina/e/o	1	0.1	0	0
Multiple Races (not Hispanic/Latina/e/o)	0	0.0	0	0
Unknown	0	0.0	0	0
Total:	1,257	100	17	100

Age

Table 10 provides a breakdown by age of the 1,257 adults and 17 children under age 18 in families.

Table 10. Unsheltered Adults and Children by Age

Adults:	#	%
Under Age 18	17	100
Subtotal:	17	100
Ages 18 – 24	39	3.1
Age 25 – 34	157	12.5
Age 35 – 44	306	24.4
Age 45 – 54	302	24.0
Age 55 – 64	298	23.7
Age 65+	155	12.3
Subtotal:	1257	
Total:	1,274	100

UNSHELTERED PERSONS

Other Subpopulations

Table 11 only includes self-reported responses from the 1,257 adults. The most notable finding concerns chronically homeless adults. Nearly half (48.0%) of adults were chronically homeless in 2024. However, in 2025, approximately one-third (36.0%) of adults were chronically homeless.

Table 11. Unsheltered Adults by Subpopulations

Subpopulations:	2024		2025		Difference	
	#	%	#	%	#	%
Chronically Homeless Adults	678	48	516	41.1	-162	-23.9
Families including Chronically Homeless Families	10*	--	10**	--	0	0.0
Persons w/Chronic Health Conditions	438	31.0	393	31.3	-45	-10.3
Persons w/a Developmental Disability	102	7.2	103	8.2	+1	+1.0
Persons w/HIV/AIDS	9	0.6	9	0.7	0	0.0
Persons w/Mental Health Problems	349	24.7	341	27.1	-8	-2.3
Persons w/a Physical Disability	346	24.5	331	26.3	-15	-4.3
Substance Users	422	29.9	422	33.6	0	0.0
Veterans	69	4.9	64	5.1	-5	-7.2
Experiencing Homelessness Because Fleeing Domestic Violence, Dating Violence, Sexual Assault, or Stalking	237	16.8	245	19.5	+8	+3.4

* In 2024, 10 families consisted of 44 persons of which 25 were adults and 19 were children. Of the 10 families, 5 were chronically homeless and included 14 adults and 10 children.

**In 2025, 10 families consisted of 36 persons of which 19 were adults and 17 were children. Of the 10 families, 3 were chronically homeless and included 6 adults and 5 children.

Other Survey Questions

Did you become homeless for the first time in the last 12 months?

The next chart shows that the percentage of unsheltered adults who became homeless for the first time during the past 12 months is similar to the previous year and decreasing since 2023. Nearly one-fourth (24%) of unsheltered adults in 2020, nearly one-third (32%) in 2022, more than one-third (39%) in 2023 and less than one-fourth in 2024 (17%) and 2025 (19%).

Additional resources for homelessness prevention have been dedicated through the State of California and Ventura County Continuum of Care. The rental assistance, utility assistance and landlord engagement have provided more stability for many households who were at risk of homelessness during program year 2024. Additional investments have been made in homelessness prevention programs through the State Homeless Housing Assistance and Prevention (HHAP) Program, administered by the Ventura County Continuum of Care, County of Ventura Human Services Agency, and United Way of Ventura County.

UNSHELTERED PERSONS

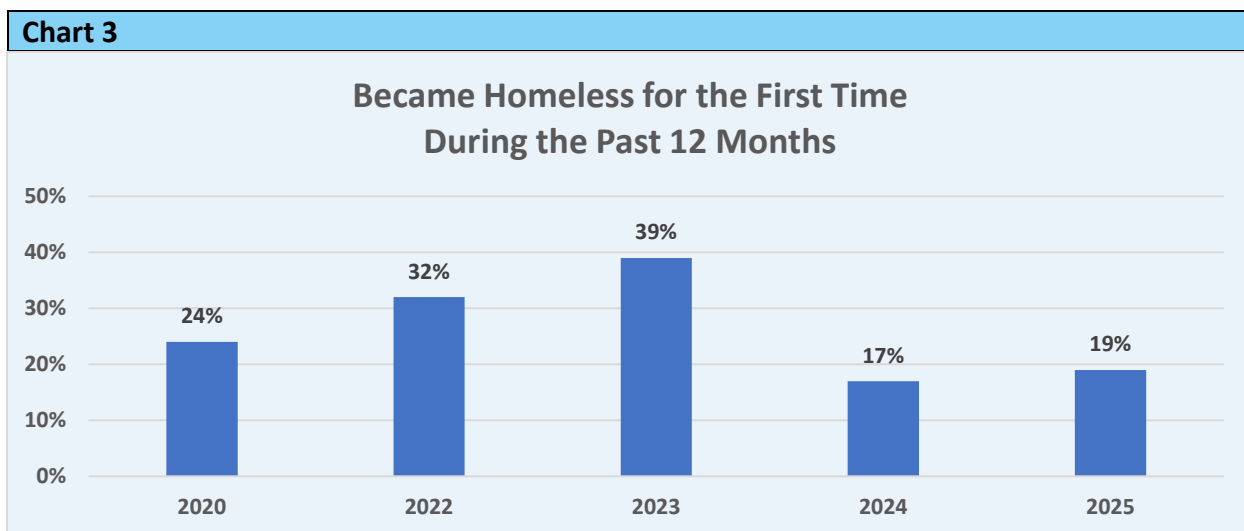


Table 12. Other Survey Questions

Demographic Information	n=1,257	
	Number	Percent
Is this the first time you have been homeless?	683	54.3
Are you a current or former foster youth?	108	8.6
Do you have a chronic health condition?	393	31.3
Do you have any family or friends that you would like to reconnect with even if you do not currently know how to reach them?	202	16.1
Do you receive disability benefits?	145	11.5
Do you remember the address of the place you were living before you became homeless this time?	603	48.0
Have you been released from jail or prison in the last 12 months?	285	22.7
How long have you been homeless this time?		
0 to 3 months	99	7.9
4 to 6 months	61	4.9
7 to 11 months	78	6.2
12 to 23 months	163	13.0
24 to 35 months	96	7.6
36 months or more	708	56.3
Unknown	52	4.1
Total:	1,257	100

UNSHELTERED PERSONS

How long in months have you been in this community?		
0 to 3 months	83	6.6
4 to 6 months	36	2.9
7 to 11 months	31	2.5
12 to 23 months	72	5.7
24 to 35 months	63	5.0
36 months or more	912	72.5
Unknown	60	4.8
Total:	1,257	100
How much is your monthly income?		
No Income	665	52.9
\$1 - \$500	171	13.6
\$501 - \$1,000	110	8.8
More than \$1,000	204	16.2
Unknown	107	8.5
Total:	1,257	100
Where were you sleeping on the night of the Count?		
Abandoned building	7	0.6
Bus, train station, airport	23	1.8
Outdoor encampment	381	30.3
Park	54	4.3
Street or sidewalk	337	26.8
Under bridge/overpass	24	1.9
Vehicle/boat/RV	401	31.9
Other	30	2.4
Unknown	0	0.0
Total:	1,257	100

IV. Methodology

Unsheltered Count and Survey

A homeless count and subpopulation survey instrument was used to gather unsheltered data by volunteer counters. The survey data was gathered primarily by utilizing the Simtech Solutions Counting Us mobile app.

A digital survey form was designed to simplify the surveyor's experience; only relevant questions were displayed based on the answers already entered, eliminating the need for surveyors to devote time and effort to determine which questions to ask, and resulting in a simpler linear surveying experience.

Volunteers entered responses to survey questions on their mobile devices where survey data was instantly submitted to a regional command center. The survey questions were focused on gathering demographic information and subpopulation as required by HUD. The instrument focused on gathering responses that were used to create an identifier and to determine the number of persons for each subpopulation required by HUD. All information gathered through this instrument remains confidential.

During the count, volunteers collected the following information from each person that was surveyed: first initial of first name, first initial of last name, gender, race¹, age by code², and physical disability. The information for each encounter was exported into a database. The information was used to create an identifier for each person. For example, a homeless person may have the following code of "WTM56Y." This means that this person's first name began with "W", last name began with "T", he was male "M", he was White "5", in the age range of 45-54 "6", and said "yes" when asked if they had a physical disability.

First Initial	Last Initial	Gender	Race	Age	Physical Disability
W	T	M	5	6	Yes

If the same identifier appeared more than once, it was assumed that this was the same person and the person would only be counted once. An example to illustrate how this process worked is noted in the table below. Numbers 6 and 7 (shaded in gray) would be considered the same person. If for some reason there was doubt that numbers 6 and 7 were the same person, other data collected on the same two people would be used to address the doubt.

¹ The code for race was 1=African American or Black; 2=American Indian or Alaskan Native; 3=Asian; 4=Native Hawaiian or Pacific Islander; 5=White; 6=Multiple Races or Other, 7= Don't Know; and 8= Refused to Answer.

² The code for age included: 0=under 5; 1=5-12; 2=13-17; 3=18-24; 4=25-34; 5=35-44; 6=45-54; 7=55-61; and 8=62+.

METHODOLOGY

Number of Person	First Initial	Last Initial	Gender	Race	Age	Physical Disability
1	J	H	F	5	6	No
2	H	T	M	4	7	No
3	R	K	F	4	5	No
4	K	N	M	1	4	Yes
5	F	A	M	3	3	No
6	J	F	M	5	5	Yes
7	J	F	M	5	5	Yes

The data also provided the opportunity to break down the number of homeless persons counted by gender, ethnicity, age range, and state born. Thus, the questions served two purposes—basic demographic information and the prevention of duplication.

The survey instrument also focused on gathering responses to several questions to determine the number of persons for each of the eight subpopulations required by HUD, which include:

- Chronically Homeless Individuals;
- Chronically Homeless Families;
- Persons with HIV/AIDS;
- Persons with Chronic Substance Abuse;
- Persons with Severe Mental Illness;
- Unaccompanied Youth under Age 18;
- Veterans;
- Persons fleeing Domestic Violence; and
- Youth Ages 18 to 24.

Other subpopulation data was also collected for

- Persons released from jail during past 12 months after serving a court-ordered sentence;
- Persons with a Physical Disability;
- Persons with a Developmental Disability;
- Persons with Chronic Health Conditions; and
- Seniors age 62+.

A HUD approved extrapolation methodology was used to estimate population demographics for the observation surveys. This methodology applies the surveyed proportion of demographic data to the total population experiencing homelessness for an extrapolated estimate.

Sheltered Count and Survey

As required by HUD, the sheltered count included the number of persons and households sleeping in emergency shelters (including seasonal shelters) and transitional housing, which were listed on the Housing Inventory Chart (HIC) (see Appendix D). In addition, any persons staying in

METHODOLOGY

hotels or motels as a result of receiving a voucher from a social service agency were included in the sheltered count per HUD's instructions if the voucher program was listed on the HIC.

The HIC is updated and submitted to HUD in May of each year, as part of the annual Point-in-Time count process. Prior to the homeless count, the HIC was updated by CEO staff to include any new programs or exclude any programs no longer operational.

HUD encourages the use of HMIS data to generate sheltered counts and subpopulation data for programs with 100% of beds participating in HMIS. Thus, HMIS was used to gather the total number of occupied beds and the number of persons for each subpopulation. Data was also collected on the total number of occupied beds and the number of persons for each subpopulation for non-participating HMIS programs. The same questions used to collect subpopulation data through HMIS were used for the data collection instrument

UNSHELTERED SUBPOPULATION SUMMARIES

V. Unsheltered Subpopulation Summaries

This section provides a breakdown of each of the following unsheltered subpopulations:

- Chronically homeless adults;
- Veterans;
- Youth ages 18 – 24.

CHRONICALLY HOMELESS ADULTS		
Demographic Information	n=453	
	Number	Percent
Are you a current or former foster youth?	53	11.8
Are you a survivor of domestic violence?	120	26.5
Are you a veteran?	16	3.6
Do you have a chronic health condition?	240	52.9
Do you have a developmental disability?	77	17.0
Do you have a mental health disorder?	227	50.0
Do you have a physical disability?	230	50.3
Do you have a substance use disorder?	232	50.7
Do you have AIDS or an HIV related illness?	6	1.3
Do you have any family or friends that you would like to reconnect with even if you do not currently know how to reach them?	82	18.0
Do you receive disability benefits?	77	17.0
Do you remember the address of the place you were living before you became homeless this time?	230	50.7
Have you been released from jail or prison in the last 12 months?	111	24.5
How long have you been homeless this time?		
0 to 3 months	19	4.2
4 to 6 months	5	1.1

UNSHELTERED SUBPOPULATION SUMMARIES

7 to 11 months	3	0.6
12 to 23 months	9	2.0
24 to 35 months	10	2.2
36 months or more	407	89.9
Unknown	0	0.0
Total:	453	100
How long in months have you been in this community?		
0 to 3 months	19	4.2
4 to 6 months	5	1.0
7 to 11 months	3	0.6
12 to 23 months	9	2.0
24 to 35 months	10	2.3
36 months or more	407	89.9
Unknown	0	0.0
Total:	453	100
How many months did you stay in shelter or on the streets over the past 3 years?		
0 to 3 months	44	9.8
4 to 6 months	6	1.3
7 to 11 months	5	1.0
12 to 23 months	15	3.3
24 to 35 months	15	3.3
36 months or more	142	31.4
Unknown	226	49.9
Total:	453	100
How much is your monthly income?		
No Income	243	53.6
\$1 - \$500	70	15.5
\$501 - \$1,000	37	8.2
More than \$1,000	88	19.4
Unknown	15	3.3
Total:	453	100
Is this the first time you have been homeless?		
	223	49.3
What is your age?		
18 to 24	7	1.5
25 - 34	43	9.5
35 - 44	105	23.2
45 - 54	111	24.5
55 - 64	120	26.5

UNSHELTERED SUBPOPULATION SUMMARIES

65+	67	14.8
Total:	453	100
What is your gender?		
Women (Girl if child)	139	30.7
Men (Boy if child)	312	68.9
Culturally Specific Identity (e.g., Two-Spirit)	0	0.0
Transgender	1	0.2
Non-Binary	0	0.0
Questioning	0	0.0
Different Identity	0	0.0
More Than One Gender	0	0.0
Unknown	1	0.2
Total:	453	100
What is your race/ethnicity?		
American Indian, Alaska Native, or Indigenous	27	6.0
Asian or Asian American	0	0.0
Black, African American or African	24	5.3
Hispanic/Latina/e/o	127	28.0
Middle Eastern or North African	1	0.2
Native Hawaiian or Pacific Islander	1	0.2
White	260	57.4
Multiple Races or Other	12	2.7
Unknown	1	0.2
Total:	453	100
Where were you sleeping on the night of the Count?		
Abandoned building	1	0.2
Bus, train station, airport	7	1.5
Outdoor encampment	142	31.3
Park	13	2.8
Street or sidewalk	139	30.7
Under bridge/overpass	3	0.7
Vehicle/boat/RV	135	30.0
Other	13	2.8
Total:	453	100

UNSHELTERED SUBPOPULATION SUMMARIES

VETERANS		
Demographic Information	n=64	
	Number	Percent
Are you a current or former foster youth?	2	4.7
Are you a survivor of domestic violence?	1	2.3
Chronically Homeless*	25	39.5
Do you have a chronic health condition?	28	44.2
Do you have a developmental disability?	1	2.3
Do you have a mental health disorder?	13	20.9
Do you have a physical disability?	21	32.6
Do you have a substance use disorder?	15	23.3
Do you have AIDS or an HIV related illness?	0	0.0
Do you have any family or friends that you would like to reconnect with even if you do not currently know how to reach them?	16	25.6
Do you receive disability benefits?	13	20.9
Do you remember the address of the place you were living before you became homeless this time?	42	65.1
Have you been released from jail or prison in the last 12 months?	18	27.9
How long have you been homeless this time?		
0 to 3 months	5	7.8
4 to 6 months	3	4.7
7 to 11 months	9	14.1
12 to 23 months	10	15.6
24 to 35 months	3	4.7
36 months or more	34	53.1
Unknown 0	0	0.0
Total:	64	100
How long in months have you been in this community?		

UNSHELTERED SUBPOPULATION SUMMARIES

0 to 3 months	4	6.3
4 to 6 months	3	4.7
7 to 11 months	1	1.5
12 to 23 months	3	4.7
24 to 35 months	4	6.3
36 months or more	48	75.0
Unknown	1	1.5
Total:	64	100
How many months did you stay in shelter or on the streets over the past 3 years?		
0 to 3 months	7	10.9
4 to 6 months	3	4.7
7 to 11 months	3	4.7
12 to 23 months	0	0.0
24 to 35 months	2	3.1
36 months or more	18	28.1
Unknown	31	48.5
Total:	64	100
How much is your monthly income?		
No Income	25	39.1
\$1 - \$500	5	7.8
\$501 - \$1,000	12	18.7
More than \$1,000	19	29.7
Unknown	3	4.7
Total:	64	100
Is this the first time you have been homeless?		
		46.5
What is your age?		
18 to 24	0	0.0
25 - 34	3	4.7
35 - 44	10	15.6
45 - 54	14	21.9
55 - 64	22	34.4
65+	15	23.4
Total:	64	100
What is your gender?		
Women (Girl if child)	7	11.6
Men (Boy if child)	55	86.0
Culturally Specific Identity (e.g., Two-Spirit)	0	0.0
Transgender	0	0.0

UNSHELTERED SUBPOPULATION SUMMARIES

Non-Binary	0	0.0
Questioning	0	0.0
Different Identity	0	0.0
More Than One Gender	0	0.0
Unknown	2	2.4
Total:	64	100
What is your race/ethnicity?		
American Indian, Alaska Native, or Indigenous	0	0.0
Asian or Asian American	0	0.0
Black, African American or African	7	10.9
Hispanic/Latina/e/o	17	26.6
Middle Eastern or North African	2	3.1
Native Hawaiian or Pacific Islander	0	0.0
White	33	51.6
Multiple Races or Other	2	3.1
Unknown	3	4.7
Total:	64	100
Where were you sleeping on the night of the Count?		
Abandoned building	0	0.0
Bus, train station, airport	2	3.1
Outdoor encampment	19	29.7
Park	3	4.7
Street or sidewalk	18	28.1
Under bridge/overpass	0	0.0
Vehicle/boat/RV	22	34.4
Other	0	0.0
Total:	64	100

Several questions were asked to determine if the adult met HUD's definition of chronic homelessness which is an individual with a disability as defined in section 401(9) of the McKinney-Vento Assistance Act (42 U.S.C. 11360(9)) and who lives in a place not meant for human habitation, a safe haven, or in an emergency shelter, and has been homeless and living as described for at least 12 months or on at least 4 separate occasions in the last 3 years, as long as the combined occasions equal at least 12 months.

UNSHELTERED SUBPOPULATION SUMMARIES

YOUTH AGE 18-24		
Demographic Information	n=39	
	Number	Percent
Are you a current or former foster youth?	9	23.1
Are you a survivor of domestic violence?	3	7.7
Are you a veteran?	0	0.0
Chronically Homeless*	1	3.8
Do you have a chronic health condition?	5	11.5
Do you have a developmental disability?	3	7.7
Do you have a mental health disorder?	5	11.5
Do you have a physical disability?	1	3.8
Do you have a substance use disorder?	10	26.9
Do you have AIDS or an HIV related illness?	0	0.0
Do you have any family or friends that you would like to reconnect with even if you do not currently know how to reach them?	1	3.8
Do you receive disability benefits?	0	0.0
Do you remember the address of the place you were living before you became homeless this time?	15	38.5
Have you been released from jail or prison in the last 12 months?	6	15.4
How long have you been homeless this time?		
0 to 3 months	6	15.4
4 to 6 months	4	10.3
7 to 11 months	4	10.3
12 to 23 months	6	15.4
24 to 35 months	2	5.1
36 months or more	12	30.7
Unknown	5	12.8
Total:	39	100

UNSHELTERED SUBPOPULATION SUMMARIES

How long in months have you been in this community?		
0 to 3 months	9	23.1
4 to 6 months	1	2.6
7 to 11 months	0	0.0
12 to 23 months	5	12.8
24 to 35 months	3	7.7
36 months or more	13	33.3
Unknown	8	20.5
Total:	39	100
How many months did you stay in shelter or on the streets over the past 3 years?		
0 to 3 months	6	15.4
4 to 6 months	3	7.7
7 to 11 months	0	0.0
12 to 23 months	0	0.0
24 to 35 months	1	2.6
36 months or more	3	7.7
Unknown	26	66.6
Total:	39	100
How much is your monthly income?		
No Income	24	61.5
\$1 - \$500	1	2.6
\$501 - \$1,000	0	0.0
More than \$1,000	8	20.5
Unknown	6	15.4
Total:	39	100
Is this the first time you have been homeless?		53.8
What is your gender?		
Women (Girl if child)	9	23.1
Men (Boy if child)	30	76.9
Culturally Specific Identity (e.g., Two-Spirit)	0	0.0
Transgender	0	0.0
Non-Binary	0	0.0
Questioning	0	0.0
Different Identity	0	0.0
More Than One Gender	0	0.0
Unknown	0	0.0
Total:	39	100

UNSHeltered Subpopulation Summaries

What is your race/ethnicity?		
American Indian, Alaska Native, or Indigenous	0	0.0
Asian or Asian American	1	2.6
Black, African American or African	3	7.7
Hispanic/Latina/e/o	27	69.2
Middle Eastern or North African	0	0.0
Native Hawaiian or Pacific Islander	0	0.0
White	8	20.5
Multiple Races or Other	0	0.0
Unknown	0	0.0
Total:	39	100
Where were you sleeping on the night of the Count?		
Abandoned building	0	0.0
Bus, train station, airport	1	2.6
Outdoor encampment	13	33.3
Park	0	0.0
Street or sidewalk	8	20.5
Under bridge/overpass	1	2.6
Vehicle/boat/RV	15	38.4
Other	0	0.0
Unknown	1	2.6
Total:	39	100

Several questions were asked to determine if the adult met HUD's definition of chronic homelessness which is an individual with a disability as defined in section 401(9) of the McKinney-Vento Assistance Act (42 U.S.C. 11360(9)) and who lives in a place not meant for human habitation, a safe haven, or in an emergency shelter, and has been homeless and living as described for at least 12 months or on at least 4 separate occasions in the last 3 years, as long as the combined occasions equal at least 12 months

**Appendix A:
Findings for Each City
Concerning Unsheltered Adults**

CAMARILLO

Total Number of Unsheltered Persons: 79

Total Unsheltered Adults: 76 (3 children)

Demographic Information	n=76	
	Number	Percent
Are you a current or former foster youth?	6	7.8
Are you a survivor of domestic violence?	9	11.8
Are you a veteran?	5	5.9
Chronically Homeless*	21	27.5
Do you have a chronic health condition?	19	25.5
Do you have a developmental disability?	6	7.8
Do you have a mental health disorder?	18	23.5
Do you have a physical disability?	15	19.6
Do you have a substance use disorder?	2	2.0
Do you have AIDS or an HIV related illness?	0	0.0
Do you have any family or friends that you would like to reconnect with even if you do not currently know how to reach them?	13	17.6
Do you receive disability benefits?	6	7.8
Do you remember the address of the place you were living before you became homeless this time?	33	43.1
Have you been released from jail or prison in the last 12 months?	6	7.8
How long have you been homeless this time?		
0 to 3 months	13	17.1
4 to 6 months	5	6.6

APPENDIX A

7 to 11 months	2	2.6
12 to 23 months	21	27.6
24 to 35 months	3	4.0
36 months or more	27	35.5
Unknown	5	6.6
Total:	76	100
How long in months have you been in this community?		
0 to 3 months	16	21.1
4 to 6 months	2	2.6
7 to 11 months	2	2.6
12 to 23 months	13	17.1
24 to 35 months	6	7.9
36 months or more	31	40.8
Unknown	6	7.9
Total:	76	99.9
How many months did you stay in shelter or on the streets over the past 3 years?		
0 to 3 months	2	2.6
4 to 6 months	3	4.0
7 to 11 months	0	0.0
12 to 23 months	2	2.6
24 to 35 months	2	2.6
36 months or more	9	11.9
Unknown	58	76.3
Total:	76	100
How much is your monthly income?		
No Income	13	17.1
\$1 - \$500	5	6.6
\$501 - \$1,000	12	15.8
More than \$1,000	35	46.1
Unknown	11	14.4
Total:	76	100
Is this the first time you have been homeless?		
	51	64.7
What is your age?		
18 to 24	6	7.9
25 - 34	8	10.5
35 - 44	12	15.8
45 - 54	18	23.7
55 - 64	16	21.0

APPENDIX A

65+	16	21.0
Total:	76	100
What is your gender?		
Women (Girl if child)	24	31.6
Men (Boy if child)	46	60.5
Culturally Specific Identity (e.g., Two-Spirit)	0	0.0
Transgender	0	0.0
Non-Binary	0	0.0
Questioning	0	0.0
Different Identity	2	2.6
More Than One Gender	0	0.0
Unknown	4	5.3
Total:	76	100
What is your race/ethnicity?		
American Indian, Alaska Native, or Indigenous	5	6.6
Asian or Asian American	2	2.6
Black, African American or African	3	3.9
Hispanic/Latina/e/o	20	26.3
Middle Eastern or North African	0	0.0
Native Hawaiian or Pacific Islander	0	0.0
White	33	43.5
Multiple Races or Other	10	13.2
Unknown	3	3.9
Total:	76	100
Where were you sleeping on the night of the Count?		
Abandoned building	2	2.6
Bus, train station, airport	2	2.6
Outdoor encampment	4	5.3
Park	0	0.0
Street or sidewalk	3	4.0
Under bridge/overpass	2	2.6
Vehicle/boat/RV	63	82.9
Other	0	0.0
Total:	76	99.9

Several questions were asked to determine if the adult met HUD's definition of chronic homelessness which is an individual with a disability as defined in section 401(9) of the McKinney-Vento Assistance Act (42 U.S.C. 11360(9)) and who lives in a place not meant for human habitation, a safe haven, or in an emergency shelter, and has been homeless and living as described for at least 12 months or on at least 4 separate occasions in the last 3 years, as long as the combined occasions equal at least 12 months.

FILLMORE

Total Number of Unsheltered Persons: 10

Total Unsheltered Adults: 10

Demographic Information	n=10	
	Number	Percent
Are you a current or former foster youth?	0	0.0
Are you a survivor of domestic violence?	0	0.0
Are you a veteran?	0	0.0
Chronically Homeless*	4	40.0
Do you have a chronic health condition?	2	20.0
Do you have a developmental disability?	0	0.0
Do you have a mental health disorder?	1	10.0
Do you have a physical disability?	1	10.0
Do you have a substance use disorder?	5	50.0
Do you have AIDS or an HIV related illness?	0	0.0
Do you have any family or friends that you would like to reconnect with even if you do not currently know how to reach them?	1	10.0
Do you receive disability benefits?	0	0.0
Do you remember the address of the place you were living before you became homeless this time?	8	80.0
Have you been released from jail or prison in the last 12 months?	6	60.0
How long have you been homeless this time?		
0 to 3 months	3	30.0
4 to 6 months	0	0.0
7 to 11 months	0	0.0

APPENDIX A

12 to 23 months	0	0.0
24 to 35 months	3	30.0
36 months or more	4	40.0
Unknown	0	0.0
Total:	10	100
How long in months have you been in this community?		
0 to 3 months	0	0.0
4 to 6 months	0	0.0
7 to 11 months	0	0.0
12 to 23 months	1	10.0
24 to 35 months	1	10.0
36 months or more	8	80.0
Unknown	0	0.0
Total:	10	100
How many months did you stay in shelter or on the streets over the past 3 years?		
0 to 3 months	0	0.0
4 to 6 months	0	0.0
7 to 11 months	0	0.0
12 to 23 months	0	0.0
24 to 35 months	1	10.0
36 months or more	1	10.0
Unknown	8	80.0
Total:	10	100
How much is your monthly income?		
No Income	7	70.0
\$1 - \$500	1	10.0
\$501 - \$1,000	1	10.0
More than \$1,000	1	10.0
Unknown	0	0.0
Total:	10	100
Is this the first time you have been homeless?		
	8	80.0
What is your age?		
18 to 24	0	0.0
25 - 34	0	0.0
35 - 44	4	40.0
45 - 54	3	30.0
55 - 64	2	20.0
65+	1	10.0

APPENDIX A

	Total:	10	100
What is your gender?			
	Women (Girl if child)	1	10.0
	Men (Boy if child)	9	90.0
	Culturally Specific Identity (e.g., Two-Spirit)	0	0.0
	Transgender	0	0.0
	Non-Binary	0	0.0
	Questioning	0	0.0
	Different Identity	0	0.0
	More Than One Gender	0	0.0
	Unknown	0	0.0
	Total:	10	100
What is your race/ethnicity?			
	American Indian, Alaska Native, or Indigenous	0	0.0
	Asian or Asian American	0	0.0
	Black, African American or African	0	0.0
	Hispanic/Latina/e/o	8	80.0
	Middle Eastern or North African	0	0.0
	Native Hawaiian or Pacific Islander	0	0.0
	White	2	20.0
	Multiple Races or Other	0	0.0
	Unknown	0	0.0
	Total:	10	100
Where were you sleeping on the night of the Count?			
	Abandoned building	0	0.0
	Bus, train station, airport	0	0.0
	Outdoor encampment	6	60.0
	Park	0	0.0
	Street or sidewalk	1	10.0
	Under bridge/overpass	3	30.0
	Vehicle/boat/RV	0	0.0
	Other	0	0.0
	Total:	10	100

Several questions were asked to determine if the adult met HUD's definition of chronic homelessness which is an individual with a disability as defined in section 401(9) of the McKinney-Vento Assistance Act (42 U.S.C. 11360(9)) and who lives in a place not meant for human habitation, a safe haven, or in an emergency shelter, and has been homeless and living as described for at least 12 months or on at least 4 separate occasions in the last 3 years, as long as the combined occasions equal at least 12 months.

MOORPARK Total Number of Unsheltered Persons: <u>2</u> Total Unsheltered Adults: <u>2</u>		
Demographic Information	n=2	
	Number	Percent
Are you a current or former foster youth?	0	0.0
Are you a survivor of domestic violence?	0	0.0
Are you a veteran?	0	0.0
Chronically Homeless*	0	0.0
Do you have a chronic health condition?	1	50.0
Do you have a developmental disability?	1	50.0
Do you have a mental health disorder?	1	50.0
Do you have a physical disability?	1	50.0
Do you have a substance use disorder?	0	0.0
Do you have AIDS or an HIV related illness?	0	0.0
Do you have any family or friends that you would like to reconnect with even if you do not currently know how to reach them?	0	0.0
Do you receive disability benefits?	0	0.0
Do you remember the address of the place you were living before you became homeless this time?	2	100
Have you been released from jail or prison in the last 12 months?	0	0.0
How long have you been homeless this time?		
0 to 3 months	0	0.0
4 to 6 months	0	0.0
7 to 11 months	0	0.0
12 to 23 months	0	0.0

APPENDIX A

24 to 35 months	0	0.0
36 months or more	2	100
Unknown	0	0.0
Total:	2	100
How long in months have you been in this community?		
0 to 3 months	0	0.0
4 to 6 months	1	50.0
7 to 11 months	0	0.0
12 to 23 months	0	0.0
24 to 35 months	0	0.0
36 months or more	1	50.0
Unknown	0	0.0
Total:	2	100
How many months did you stay in shelter or on the streets over the past 3 years?		
0 to 3 months	0	0.0
4 to 6 months	0	0.0
7 to 11 months	0	0.0
12 to 23 months	0	0.0
24 to 35 months	0	0.0
36 months or more	1	50.0
Unknown	1	50.0
Total:	2	100
How much is your monthly income?		
No Income	0	0.0
\$1 - \$500	1	50.0
\$501 - \$1,000	0	0.0
More than \$1,000	0	0.0
Unknown	1	50.0
Total:	2	100
Is this the first time you have been homeless?		50.0
What is your age?		
18 to 24	0	0.0
25 - 34	0	0.0
35 - 44	1	50.0
45 - 54	0	0.0
55 - 64	0	0.0
65+	1	50.0
Total:	2	

APPENDIX A

What is your gender?		
Women (Girl if child)	0	0.0
Men (Boy if child)	2	100.0
Culturally Specific Identity (e.g., Two-Spirit)	0	0.0
Transgender	0	0.0
Non-Binary	0	0.0
Questioning	0	0.0
Different Identity	0	0.0
More Than One Gender	0	0.0
Unknown	0	0.0
Total:	2	100
What is your race/ethnicity?		
American Indian, Alaska Native, or Indigenous	0	0.0
Asian or Asian American	0	0.0
Black, African American or African	0	0.0
Hispanic/Latina/e/o	1	50.0
Middle Eastern or North African	0	0.0
Native Hawaiian or Pacific Islander	0	0.0
White	1	50.0
Multiple Races or Other	0	0.0
Unknown	0	0.0
Total:	2	100
Where were you sleeping on the night of the Count?		
Abandoned building	0	0.0
Bus, train station, airport	0	0.0
Outdoor encampment	0	0.0
Park	0	0.0
Street or sidewalk	1	50.0
Under bridge/overpass	0	0.0
Vehicle/boat/RV	1	50.0
Other	0	0.0
Total:	2	100

Several questions were asked to determine if the adult met HUD's definition of chronic homelessness which is an individual with a disability as defined in section 401(9) of the McKinney-Vento Assistance Act (42 U.S.C. 11360(9)) and who lives in a place not meant for human habitation, a safe haven, or in an emergency shelter, and has been homeless and living as described for at least 12 months or on at least 4 separate occasions in the last 3 years, as long as the combined occasions equal at least 12 months.

OJAI

Total Number of Unsheltered Persons: 54

Total Unsheltered Adults: 54

Demographic Information	n=54	
	Number	Percent
Are you a current or former foster youth?	2	3.3
Are you a survivor of domestic violence?	20	36.7
Are you a veteran?	2	3.3
Chronically Homeless*	26	50.0
Do you have a chronic health condition?	29	53.3
Do you have a developmental disability?	4	6.7
Do you have a mental health disorder?	14	26.7
Do you have a physical disability?	18	33.3
Do you have a substance use disorder?	0	0.0
Do you have AIDS or an HIV related illness?	0	0.0
Do you have any family or friends that you would like to reconnect with even if you do not currently know how to reach them?	2	3.3
Do you receive disability benefits?	5	10.0
Do you remember the address of the place you were living before you became homeless this time?	14	26.7
Have you been released from jail or prison in the last 12 months?	3	6.7
How long have you been homeless this time?		
0 to 3 months	4	7.4
4 to 6 months	4	7.4
7 to 11 months	4	7.4
12 to 23 months	10	18.5

APPENDIX A

24 to 35 months	4	7.4
36 months or more	28	51.9
Unknown	0	0.0
Total:	54	100
How long in months have you been in this community?		
0 to 3 months	0	0.0
4 to 6 months	2	3.7
7 to 11 months	0	0.0
12 to 23 months	3	5.5
24 to 35 months	2	3.7
36 months or more	47	87.1
Unknown	0	0.0
Total:	54	100
How many months did you stay in shelter or on the streets over the past 3 years?		
0 to 3 months	5	9.2
4 to 6 months	0	0.0
7 to 11 months	0	0.0
12 to 23 months	7	13.0
24 to 35 months	5	9.2
36 months or more	5	9.2
Unknown	32	59.3
Total:	54	100*
<i>*slight variance due to rounding to the nearest whole integer</i>		
How much is your monthly income?		
No Income	18	33.3
\$1 - \$500	10	18.5
\$501 - \$1,000	13	24.1
More than \$1,000	13	24.1
Unknown	0	0.0
Total:	54	100
Is this the first time you have been homeless?		50.0
What is your age?		
18 to 24	0	0.0
25 - 34	2	3.7
35 - 44	16	29.6
45 - 54	5	9.3
55 - 64	18	33.3
65+	13	24.1
Total:	54	100

APPENDIX A

What is your gender?		
Women (Girl if child)	32	60.0
Men (Boy if child)	22	40.0
Culturally Specific Identity (e.g., Two-Spirit)	0	0.0
Transgender	0	0.0
Non-Binary	0	0.0
Questioning	0	0.0
Different Identity	0	0.0
More Than One Gender	0	0.0
Unknown	0	0.0
Total:	54	100
What is your race/ethnicity?		
American Indian, Alaska Native, or Indigenous	7	13.0
Asian or Asian American	0	0.0
Black, African American or African	4	7.4
Hispanic/Latina/e/o	2	3.7
Middle Eastern or North African	0	0.0
Native Hawaiian or Pacific Islander	0	0.0
White	37	68.5
Multiple Races or Other	4	7.4
Unknown	0	0.0
Total:	54	100
Where were you sleeping on the night of the Count?		
Abandoned building	0	0.0
Bus, train station, airport	0	0.0
Outdoor encampment	20	36.7
Park	2	3.3
Street or sidewalk	9	16.7
Under bridge/overpass	0	0.0
Vehicle/boat/RV	21	40.0
Other	2	3.3
Total:	54	100

Several questions were asked to determine if the adult met HUD's definition of chronic homelessness which is an individual with a disability as defined in section 401(9) of the McKinney-Vento Assistance Act (42 U.S.C. 11360(9)) and who lives in a place not meant for human habitation, a safe haven, or in an emergency shelter, and has been homeless and living as described for at least 12 months or on at least 4 separate occasions in the last 3 years, as long as the combined occasions equal at least 12 months.

OXNARD

Total Number of Unsheltered Persons: 379

Total Unsheltered Adults: 372 (7 children)

Demographic Information	n=372	
	Number	Percent
Are you a current or former foster youth?	39	10.5
Are you a survivor of domestic violence?	90	24.3
Are you a veteran?	19	5.2
Chronically Homeless*	161	43.3
Do you have a chronic health condition?	133	35.7
Do you have a developmental disability?	35	9.5
Do you have a mental health disorder?	119	31.9
Do you have a physical disability?	119	31.9
Do you have a substance use disorder?	159	42.8
Do you have AIDS or an HIV related illness?	5	1.4
Do you have any family or friends that you would like to reconnect with even if you do not currently know how to reach them?	73	19.5
Do you receive disability benefits?	51	13.8
Do you remember the address of the place you were living before you became homeless this time?	153	41.0
Have you been released from jail or prison in the last 12 months?	113	30.5
How long have you been homeless this time?		
0 to 3 months	18	4.8
4 to 6 months	28	7.5
7 to 11 months	16	4.3

APPENDIX A

12 to 23 months	65	17.5
24 to 35 months	26	7.0
36 months or more	202	54.3
Unknown	17	4.6
Total:	372	100
How long in months have you been in this community?		
0 to 3 months	14	3.8
4 to 6 months	9	2.4
7 to 11 months	9	2.4
12 to 23 months	21	5.7
24 to 35 months	21	5.7
36 months or more	278	74.8
Unknown	20	5.2
Total:	372	100
How many months did you stay in shelter or on the streets over the past 3 years?		
0 to 3 months	32	8.6
4 to 6 months	12	3.2
7 to 11 months	2	0.5
12 to 23 months	11	3.0
24 to 35 months	16	4.3
36 months or more	65	17.5
Unknown	234	62.9
Total:	372	100
How much is your monthly income?		
No Income	237	63.7
\$1 - \$500	39	10.5
\$501 - \$1,000	25	6.7
More than \$1,000	42	11.3
Unknown	29	7.8
Total:	372	100
Is this the first time you have been homeless?		
	218	58.6
What is your age?		
18 to 24	21	5.7
25 - 34	83	22.3
35 - 44	92	24.7
45 - 54	83	22.3
55 - 64	66	17.7
65+	27	7.3

APPENDIX A

	Total:	372	100
What is your gender?			
	Women (Girl if child)	88	23.7
	Men (Boy if child)	273	73.4
	Culturally Specific Identity (e.g., Two-Spirit)	0	0.0
	Transgender	2	0.5
	Non-Binary	0	0.0
	Questioning	2	0.5
	Different Identity	0	0.0
	More Than One Gender	0	0.0
	Unknown	7	1.9
	Total:	372	100
What is your race/ethnicity?			
	American Indian, Alaska Native, or Indigenous	14	3.8
	Asian or Asian American	4	1.0
	Black, African American or African	33	8.9
	Hispanic/Latina/e/o	219	58.9
	Middle Eastern or North African	0	0.0
	Native Hawaiian or Pacific Islander	2	0.5
	White	80	21.5
	Multiple Races or Other	14	3.8
	Unknown	6	1.6
	Total:	372	100
Where were you sleeping on the night of the Count?			
	Abandoned building	0	0.0
	Bus, train station, airport	7	1.9
	Outdoor encampment	85	22.9
	Park	25	6.7
	Street or sidewalk	135	36.3
	Under bridge/overpass	4	1.0
	Vehicle/boat/RV	102	27.4
	Other	14	3.8
	Total:	372	100

Several questions were asked to determine if the adult met HUD's definition of chronic homelessness which is an individual with a disability as defined in section 401(9) of the McKinney-Vento Assistance Act (42 U.S.C. 11360(9)) and who lives in a place not meant for human habitation, a safe haven, or in an emergency shelter, and has been homeless and living as described for at least 12 months or on at least 4 separate occasions in the last 3 years, as long as the combined occasions equal at least 12 months.

PORT HUENEME

Total Number of Unsheltered Persons: 21

Total Unsheltered Adults: 21

Demographic Information	n=21	
	Number	Percent
Are you a current or former foster youth?	1	5.6
Are you a survivor of domestic violence?	2	11.1
Are you a veteran?	4	16.7
Chronically Homeless*	7	33.3
Do you have a chronic health condition?	9	44.4
Do you have a developmental disability?	2	11.1
Do you have a mental health disorder?	7	33.3
Do you have a physical disability?	4	16.7
Do you have a substance use disorder?	7	33.4
Do you have AIDS or an HIV related illness?	0	0.0
Do you have any family or friends that you would like to reconnect with even if you do not currently know how to reach them?	6	27.8
Do you receive disability benefits?	4	16.7
Do you remember the address of the place you were living before you became homeless this time?	12	55.6
Have you been released from jail or prison in the last 12 months?	8	38.9
How long have you been homeless this time?		
0 to 3 months	4	19.0
4 to 6 months	0	0.0
7 to 11 months	2	9.5

APPENDIX A

12 to 23 months	2	9.5
24 to 35 months	1	4.8
36 months or more	12	57.2
Unknown	0	0.0
Total:	21	100
How long in months have you been in this community?		
0 to 3 months	2	9.5
4 to 6 months	0	0.0
7 to 11 months	1	4.8
12 to 23 months	2	9.5
24 to 35 months	0	0.0
36 months or more	16	76.2
Unknown	0	0.0
Total:	21	100
How many months did you stay in shelter or on the streets over the past 3 years?		
0 to 3 months	4	19.0
4 to 6 months	0	0.0
7 to 11 months	0	0.0
12 to 23 months	1	4.8
24 to 35 months	0	0.0
36 months or more	4	19.0
Unknown	12	57.2
Total:	21	100
How much is your monthly income?		
No Income	14	66.7
\$1 - \$500	2	9.5
\$501 - \$1,000	1	4.8
More than \$1,000	4	19.0
Unknown	0	0.0
Total:	21	100
Is this the first time you have been homeless?		61.1
What is your age?		
18 to 24	0	0.0
25 - 34	5	23.8
35 - 44	2	9.5
45 - 54	4	19.0
55 - 64	6	28.6
65+	4	19.0

APPENDIX A

	Total:	21	100*
<i>*slight variance due to rounding to the nearest whole integer</i>			
What is your gender?			
	Women (Girl if child)	4	19.0
	Men (Boy if child)	17	81.0
	Culturally Specific Identity (e.g., Two-Spirit)	0	0.0
	Transgender	0	0.0
	Non-Binary	0	0.0
	Questioning	0	0.0
	Different Identity	0	0.0
	More Than One Gender	0	0.0
	Unknown	0	0.0
	Total:	21	100
What is your race/ethnicity?			
	American Indian, Alaska Native, or Indigenous	1	4.8
	Asian or Asian American	0	0.0
	Black, African American or African	2	9.5
	Hispanic/Latina/e/o	7	33.3
	Middle Eastern or North African	0	0.0
	Native Hawaiian or Pacific Islander	0	0.0
	White	10	47.6
	Multiple Races or Other	1	4.8
	Unknown	0	0.0
	Total:	21	100
Where were you sleeping on the night of the Count?			
	Abandoned building	0	0.0
	Bus, train station, airport	0	0.0
	Outdoor encampment	2	9.5
	Park	0	0.0
	Street or sidewalk	17	81.0
	Under bridge/overpass	0	0.0
	Vehicle/boat/RV	2	9.5
	Other	0	0.0
	Total:	21	100

Several questions were asked to determine if the adult met HUD's definition of chronic homelessness which is an individual with a disability as defined in section 401(9) of the McKinney-Vento Assistance Act (42 U.S.C. 11360(9)) and who lives in a place not meant for human habitation, a safe haven, or in an emergency shelter, and has been homeless and living as described for at least 12 months or on at least 4 separate occasions in the last 3 years, as long as the combined occasions equal at least 12 months.

SANTA PAULA

Total Number of Unsheltered Persons: 60

Total Unsheltered Adults: 60

Demographic Information	n=60	
	Number	Percent
Are you a current or former foster youth?	8	13.0
Are you a survivor of domestic violence?	9	15.2
Are you a veteran?	1	2.2
Chronically Homeless*	18	30.4
Do you have a chronic health condition?	16	26.1
Do you have a developmental disability?	5	8.7
Do you have a mental health disorder?	16	26.1
Do you have a physical disability?	13	21.7
Do you have a substance use disorder?	16	26.3
Do you have AIDS or an HIV related illness?	1	2.2
Do you have any family or friends that you would like to reconnect with even if you do not currently know how to reach them?	8	13.0
Do you receive disability benefits?	5	8.7
Do you remember the address of the place you were living before you became homeless this time?	29	47.8
Have you been released from jail or prison in the last 12 months?	20	32.6
How long have you been homeless this time?		
0 to 3 months	7	11.7
4 to 6 months	1	1.7
7 to 11 months	3	5.0

APPENDIX A

12 to 23 months	5	8.3
24 to 35 months	1	1.7
36 months or more	39	65.0
Unknown	4	6.6
Total:	60	100
How long in months have you been in this community?		
0 to 3 months	1	1.7
4 to 6 months	1	1.7
7 to 11 months	1	1.7
12 to 23 months	3	5.0
24 to 35 months	1	1.7
36 months or more	49	81.6
Unknown	4	6.6
Total:	60	100
How many months did you stay in shelter or on the streets over the past 3 years?		
0 to 3 months	8	13.3
4 to 6 months	1	1.7
7 to 11 months	0	0.0
12 to 23 months	0	0.0
24 to 35 months	0	0.0
36 months or more	8	13.3
Unknown	43	71.7
Total:	60	100
How much is your monthly income?		
No Income	35	58.3
\$1 - \$500	5	8.3
\$501 - \$1,000	5	8.3
More than \$1,000	4	6.6
Unknown	11	18.3
Total:	60	100*
<i>*slight variance due to rounding to the nearest whole integer</i>		
Is this the first time you have been homeless?		63.0
What is your age?		
18 to 24	4	6.7
25 - 34	3	5.0
35 - 44	15	25.0
45 - 54	17	28.3
55 - 64	17	28.3
65+	4	6.7

APPENDIX A

	Total:	60	100
What is your gender?			
	Women (Girl if child)	9	15.0
	Men (Boy if child)	51	85.0
	Culturally Specific Identity (e.g., Two-Spirit)	0	0.0
	Transgender	0	0.0
	Non-Binary	0	0.0
	Questioning	0	0.0
	Different Identity	0	0.0
	More Than One Gender	0	0.0
	Unknown	0	0.0
	Total:	60	100
What is your race/ethnicity?			
	American Indian, Alaska Native, or Indigenous	3	5.0
	Asian or Asian American	0	0.0
	Black, African American or African	2	3.3
	Hispanic/Latina/e/o	44	73.3
	Middle Eastern or North African	0	0.0
	Native Hawaiian or Pacific Islander	0	0.0
	White	10	16.7
	Multiple Races or Other	0	0.0
	Unknown	1	1.7
	Total:	60	100
Where were you sleeping on the night of the Count?			
	Abandoned building	3	5.0
	Bus, train station, airport	8	13.3
	Outdoor encampment	11	18.3
	Park	5	8.3
	Street or sidewalk	17	28.3
	Under bridge/overpass	8	13.3
	Vehicle/boat/RV	5	8.3
	Other	3	5.0
	Total:	60	100*
<i>*slight variance due to rounding to the nearest whole integer</i>			

Several questions were asked to determine if the adult met HUD's definition of chronic homelessness which is an individual with a disability as defined in section 401(9) of the McKinney-Vento Assistance Act (42 U.S.C. 11360(9)) and who lives in a place not meant for human habitation, a safe haven, or in an emergency shelter, and has been homeless and living as described for at least 12 months or on at least 4 separate occasions in the last 3 years, as long as the combined occasions equal at least 12 months.

SIMI VALLEY

Total Number of Unsheltered Persons: 142

Total Unsheltered Adults: 136 (6 children)

Demographic Information	n=136	
	Number	Percent
Are you a current or former foster youth?	12	8.8
Are you a survivor of domestic violence?	35	25.7
Are you a veteran?	6	4.4
Chronically Homeless*	52	38.1
Do you have a chronic health condition?	40	29.2
Do you have a developmental disability?	18	13.4
Do you have a mental health disorder?	31	23.0
Do you have a physical disability?	37	27.4
Do you have a substance use disorder?	31	23.0
Do you have AIDS or an HIV related illness?	12	0.9
Do you have any family or friends that you would like to reconnect with even if you do not currently know how to reach them?	30	22.1
Do you receive disability benefits?	24	17.7
Do you remember the address of the place you were living before you became homeless this time?	76	55.8
Have you been released from jail or prison in the last 12 months?	27	19.5
How long have you been homeless this time?		
0 to 3 months	19	14.0
4 to 6 months	7	5.1
7 to 11 months	14	10.3
12 to 23 months	18	13.2

APPENDIX A

24 to 35 months	11	8.1
36 months or more	62	45.6
Unknown	5	3.7
Total:	136	100
How long in months have you been in this community?		
0 to 3 months	10	7.4
4 to 6 months	11	8.1
7 to 11 months	6	4.4
12 to 23 months	10	7.4
24 to 35 months	6	4.4
36 months or more	87	63.9
Unknown	6	4.4
Total:	136	100
<i>*slight variance due to rounding to the nearest whole integer</i>		
How many months did you stay in shelter or on the streets over the past 3 years?		
0 to 3 months	22	16.2
4 to 6 months	2	1.5
7 to 11 months	4	2.9
12 to 23 months	2	1.5
24 to 35 months	1	0.7
36 months or more	18	13.2
Unknown	87	64.0
Total:	136	100
How much is your monthly income?		
No Income	70	51.4
\$1 - \$500	14	10.3
\$501 - \$1,000	13	9.6
More than \$1,000	29	21.3
Unknown	10	7.4
Total:	136	100
Is this the first time you have been homeless?		61.1
What is your age?		
18 to 24	2	1.5
25 - 34	16	11.8
35 - 44	31	22.8
45 - 54	30	22.0
55 - 64	40	29.4
65+	17	12.5
Total:	136	100

APPENDIX A

What is your gender?		
Women (Girl if child)	36	26.5
Men (Boy if child)	100	73.5
Culturally Specific Identity (e.g., Two-Spirit)	0	0.0
Transgender	0	0.0
Non-Binary	0	0.0
Questioning	0	0.0
Different Identity	0	0.0
More Than One Gender	0	0.0
Unknown	0	0.0
Total:	136	100
What is your race/ethnicity?		
American Indian, Alaska Native, or Indigenous	0	0.0
Asian or Asian American	2	1.5
Black, African American or African	4	2.9
Hispanic/Latina/e/o	36	26.5
Middle Eastern or North African	0	0.0
Native Hawaiian or Pacific Islander	1	0.7
White	87	64.0
Multiple Races or Other	5	3.7
Unknown	1	0.7
Total:	136	100
Where were you sleeping on the night of the Count?		
Abandoned building	0	0.0
Bus, train station, airport	0	0.0
Outdoor encampment	46	33.8
Park	5	3.7
Street or sidewalk	39	28.7
Under bridge/overpass	1	0.7
Vehicle/boat/RV	43	31.6
Other	2	1.5
Total:	136	100

Several questions were asked to determine if the adult met HUD's definition of chronic homelessness which is an individual with a disability as defined in section 401(9) of the McKinney-Vento Assistance Act (42 U.S.C. 11360(9)) and who lives in a place not meant for human habitation, a safe haven, or in an emergency shelter, and has been homeless and living as described for at least 12 months or on at least 4 separate occasions in the last 3 years, as long as the combined occasions equal at least 12 months.

THOUSAND OAKS

Total Number of Unsheltered Persons: 162

Total Unsheltered Adults: 161 (one child)

Demographic Information	n=161	
	Number	Percent
Are you a current or former foster youth?	0	0.0
Are you a survivor of domestic violence?	7	4.1
Are you a veteran?	5	3.3
Chronically Homeless*	62	38.8
Do you have a chronic health condition?	25	15.7
Do you have a developmental disability?	0	0.0
Do you have a mental health disorder?	23	14.0
Do you have a physical disability?	25	15.7
Do you have a substance use disorder?	60	37.3
Do you have AIDS or an HIV related illness?	13	0.8
Do you have any family or friends that you would like to reconnect with even if you do not currently know how to reach them?	4	2.5
Do you receive disability benefits?	11	6.6
Do you remember the address of the place you were living before you became homeless this time?	71	43.8
Have you been released from jail or prison in the last 12 months?	7	4.1
How long have you been homeless this time?		
0 to 3 months	11	6.8
4 to 6 months	9	5.6
7 to 11 months	15	9.3

APPENDIX A

12 to 23 months	16	9.9
24 to 35 months	9	5.6
36 months or more	92	57.2
Unknown	9	5.6
Total:	161	100
How long in months have you been in this community?		
0 to 3 months	4	2.5
4 to 6 months	3	1.9
7 to 11 months	7	4.3
12 to 23 months	1	0.6
24 to 35 months	7	4.3
36 months or more	126	78.3
Unknown	13	8.1
Total:	161	100
How many months did you stay in shelter or on the streets over the past 3 years?		
0 to 3 months	17	10.6
4 to 6 months	0	0.0
7 to 11 months	5	3.1
12 to 23 months	4	2.5
24 to 35 months	4	2.5
36 months or more	35	21.7
Unknown	96	59.6
Total:	161	100
How much is your monthly income?		
No Income	61	37.9
\$1 - \$500	43	26.7
\$501 - \$1,000	19	11.8
More than \$1,000	21	13.0
Unknown	17	10.6
Total:	161	100
Is this the first time you have been homeless?		
		52.9
What is your age?		
18 to 24	1	0.6
25 - 34	11	6.8
35 - 44	31	19.3
45 - 54	39	24.2
55 - 64	44	27.3
65+	35	21.8

APPENDIX A

	Total:	161	100
What is your gender?			
	Women (Girl if child)	45	27.9
	Men (Boy if child)	113	70.2
	Culturally Specific Identity (e.g., Two-Spirit)	0	0.0
	Transgender	0	0.0
	Non-Binary	3	1.9
	Questioning	0	0.0
	Different Identity	0	0.0
	More Than One Gender	0	0.0
	Unknown	0	0.0
	Total:	161	100
<i>*slight variance due to rounding to the nearest whole integer</i>			
What is your race/ethnicity?			
	American Indian, Alaska Native, or Indigenous	3	1.9
	Asian or Asian American	3	1.9
	Black, African American or African	5	3.1
	Hispanic/Latina/e/o	32	19.8
	Middle Eastern or North African	0	0.0
	Native Hawaiian or Pacific Islander	0	0.0
	White	115	71.4
	Multiple Races or Other	0	0.0
	Unknown	3	1.9
	Total:	161	100
<i>*slight variance due to rounding to the nearest whole integer</i>			
Where were you sleeping on the night of the Count?			
	Abandoned building	0	0.0
	Bus, train station, airport	0	0.0
	Outdoor encampment	17	10.5
	Park	12	7.5
	Street or sidewalk	40	24.8
	Under bridge/overpass	3	1.9
	Vehicle/boat/RV	88	54.7
	Other	1	0.6
	Total:	161	100

Several questions were asked to determine if the adult met HUD's definition of chronic homelessness which is an individual with a disability as defined in section 401(9) of the McKinney-Vento Assistance Act (42 U.S.C. 11360(9)) and who lives in a place not meant for human habitation, a safe haven, or in an emergency shelter, and has been homeless and living as described for at least 12 months or on at least 4 separate occasions in the last 3 years, as long as the combined occasions equal at least 12 months.

VENTURA

Total Number of Unsheltered Persons: 281

Total Unsheltered Adults: 281

Demographic Information	n=281	
	Number	Percent
Are you a current or former foster youth?	37	13.2
Are you a survivor of domestic violence?	64	22.8
Are you a veteran?	13	4.8
Chronically Homeless*	147	52.4
Do you have a chronic health condition?	104	37.0
Do you have a developmental disability?	25	9.0
Do you have a mental health disorder?	104	37.0
Do you have a physical disability?	88	31.2
Do you have a substance use disorder?	131	46.5
Do you have AIDS or an HIV related illness?	0	0.0
Do you have any family or friends that you would like to reconnect with even if you do not currently know how to reach them?	55	19.6
Do you receive disability benefits?	25	9.0
Do you remember the address of the place you were living before you became homeless this time?	159	56.6
Have you been released from jail or prison in the last 12 months?	83	29.6
How long have you been homeless this time?		
0 to 3 months	9	3.2
4 to 6 months	6	2.1
7 to 11 months	13	4.6

APPENDIX A

12 to 23 months	19	6.8
24 to 35 months	30	10.7
36 months or more	197	70.1
Unknown	7	2.5
Total:	281	100
How long in months have you been in this community?		
0 to 3 months	18	6.4
4 to 6 months	5	1.8
7 to 11 months	3	1.1
12 to 23 months	12	4.3
24 to 35 months	10	3.5
36 months or more	226	80.4
Unknown	7	2.5
Total:	281	100
How many months did you stay in shelter or on the streets over the past 3 years?		
0 to 3 months	49	17.4
4 to 6 months	3	1.1
7 to 11 months	3	1.1
12 to 23 months	5	1.8
24 to 35 months	10	3.6
36 months or more	86	30.6
Unknown	125	44.4
Total:	281	100*
<i>*slight variance due to rounding to the nearest whole integer</i>		
How much is your monthly income?		
No Income	180	64.1
\$1 - \$500	36	12.8
\$501 - \$1,000	15	5.3
More than \$1,000	28	10.0
Unknown	22	7.8
Total:	281	100
Is this the first time you have been homeless?		
		40.7
What is your age?		
18 to 24	5	1.8
25 - 34	27	9.6
35 - 44	80	28.5
45 - 54	80	28.5
55 - 64	65	23.1
65+	24	8.5

APPENDIX A

	Total:	281	100
What is your gender?			
	Women (Girl if child)	89	31.7
	Men (Boy if child)	190	67.6
	Culturally Specific Identity (e.g., Two-Spirit)	0	0.0
	Transgender	2	0.7
	Non-Binary	0	0.0
	Questioning	0	0.0
	Different Identity	0	0.0
	More Than One Gender	0	0.0
	Unknown	0	0.0
	Total:	281	100
What is your race/ethnicity?			
	American Indian, Alaska Native, or Indigenous	13	4.6
	Asian or Asian American	2	0.7
	Black, African American or African	10	3.6
	Hispanic/Latina/e/o	63	22.4
	Middle Eastern or North African	2	0.7
	Native Hawaiian or Pacific Islander	0	0.0
	White	179	63.7
	Multiple Races or Other	7	2.5
	Unknown	5	1.8
	Total:	281	100
Where were you sleeping on the night of the Count?			
	Abandoned building	3	1.1
	Bus, train station, airport	6	2.1
	Outdoor encampment	152	54.1
	Park	6	2.1
	Street or sidewalk	73	26.0
	Under bridge/overpass	2	0.7
	Vehicle/boat/RV	30	10.7
	Other	9	3.2
	Total:	281	100

Several questions were asked to determine if the adult met HUD's definition of chronic homelessness which is an individual with a disability as defined in section 401(9) of the McKinney-Vento Assistance Act (42 U.S.C. 11360(9)) and who lives in a place not meant for human habitation, a safe haven, or in an emergency shelter, and has been homeless and living as described for at least 12 months or on at least 4 separate occasions in the last 3 years, as long as the combined occasions equal at least 12 months.

COUNTY UNINCORPORATED

Total Number of Unsheltered Persons: 84

Total Unsheltered Adults: 84

Demographic Information	n=84	
	Number	Percent
Are you a current or former foster youth?	7	8.3
Are you a survivor of domestic violence?	16	18.8
Are you a veteran?	11	12.5
Chronically Homeless*	28	33.3
Do you have a chronic health condition?	23	27.1
Do you have a developmental disability?	7	8.3
Do you have a mental health disorder?	12	14.6
Do you have a physical disability?	16	18.8
Do you have a substance use disorder?	11	12.5
Do you have AIDS or an HIV related illness?	0	0.0
Do you have any family or friends that you would like to reconnect with even if you do not currently know how to reach them?	12	14.6
Do you receive disability benefits?	14	16.7
Do you remember the address of the place you were living before you became homeless this time?	37	43.8
Have you been released from jail or prison in the last 12 months?	16	18.8
How long have you been homeless this time?		
0 to 3 months	7	8.3
4 to 6 months	4	4.8
7 to 11 months	7	8.3

APPENDIX A

12 to 23 months	10	11.9
24 to 35 months	7	8.3
36 months or more	45	53.6
Unknown	4	4.8
Total:	84	100
How long in months have you been in this community?		
0 to 3 months	17	20.2
4 to 6 months	2	2.4
7 to 11 months	2	2.4
12 to 23 months	5	6.0
24 to 35 months	10	11.9
36 months or more	44	52.3
Unknown	4	4.8
Total:	84	100
How many months did you stay in shelter or on the streets over the past 3 years?		
0 to 3 months	7	8.3
4 to 6 months	4	4.8
7 to 11 months	0	0.0
12 to 23 months	2	2.4
24 to 35 months	2	2.4
36 months or more	22	26.2
Unknown	47	55.9
Total:	84	100
How much is your monthly income?		
No Income	33	39.3
\$1 - \$500	12	14.3
\$501 - \$1,000	9	10.7
More than \$1,000	26	30.9
Unknown	4	4.8
Total:	84	100
Is this the first time you have been homeless?		52.1
What is your age?		
18 to 24	2	2.4
25 - 34	12	14.3
35 - 44	23	27.4
45 - 54	21	25.0
55 - 64	16	19.0
65+	10	11.9

APPENDIX A

	Total:	84	100
What is your gender?			
	Women (Girl if child)	17	20.2
	Men (Boy if child)	65	77.4
	Culturally Specific Identity (e.g., Two-Spirit)	0	0.0
	Transgender	0	0.0
	Non-Binary	0	0.0
	Questioning	0	0.0
	Different Identity	0	0.0
	More Than One Gender	2	2.4
	Unknown	0	0.0
	Total:	84	100
<i>*slight variance due to rounding to the nearest whole integer</i>			
What is your race/ethnicity?			
	American Indian, Alaska Native, or Indigenous	2	2.4
	Asian or Asian American	0	0.0
	Black, African American or African	4	4.8
	Hispanic/Latina/e/o	37	44.0
	Middle Eastern or North African	0	0.0
	Native Hawaiian or Pacific Islander	0	0.0
	White	41	48.8
	Multiple Races or Other	0	0.0
	Unknown	0	0.0
	Total:	84	100
Where were you sleeping on the night of the Count?			
	Abandoned building	0	0.0
	Bus, train station, airport	0	0.0
	Outdoor encampment	37	44.0
	Park	0	0.0
	Street or sidewalk	4	4.8
	Under bridge/overpass	0	0.0
	Vehicle/boat/RV	43	51.2
	Other	0	0.0
	Total:	84	100

Several questions were asked to determine if the adult met HUD's definition of chronic homelessness which is an individual with a disability as defined in section 401(9) of the McKinney-Vento Assistance Act (42 U.S.C. 11360(9)) and who lives in a place not meant for human habitation, a safe haven, or in an emergency shelter, and has been homeless and living as described for at least 12 months or on at least 4 separate occasions in the last 3 years, as long as the combined occasions equal at least 12 months.

**Appendix B:
2025 Sheltered Report for all
Emergency Shelter, Safe Haven and
Transitional Housing programs**

FAMILIES WITH CHILDREN				
	Emergency Shelter		Transitional Housing	
	45 Households		31 Households	
Gender				
	#	%	#	%
Male	49	40	19	26.4
Female	75	60	53	73.6
Culturally Specific Identity	0	0	0	0
Transgender	0	0	0	0
Non Binary	0	0	0	0
Questioning	0	0	0	0
Different Identity	0	0	0	0
More than one Gender	0	0	0	0
Total Persons:	124		72	
Age				
	#	%	#	%
Under age 18	71	57.2	38	52.8
18-24 (TAY)	10	8.1	0	0
25-34	11	8.9	13	18.0
35-44	24	19.4	16	22.2
45-54	8	6.4	3	4.2
55-64	0	0	2	2.8
65 +	0	0	0	0
Race				
	#	%	#	%
American Indian, Alaska Native, or Indigenous	0	0	0	0
American Indian, Alaska Native, or Indigenous & Hispanic Latino	0	0	0	0
Asian or Asian American	0	0	5	6.9
Asian or Asian American & Hispanic/Latina/e/o	0	0	0	0
Black, African American, or African	21	16.9	3	4.2

APPENDIX B

Black, African American, or African & Hispanic/Latina/e/o	0	0	0	0
Hispanic/Latina/e/o	54	43.6	40	55.6
Middle Eastern or North African	10	8.1	0	0
Middle Eastern or North African & Hispanic/Latina/e/o	0	0	0	0
Native Hawaiian or Pacific Islander	0	0	0	0
Native Hawaiian or Pacific Islander & Hispanic/Latina/e/o	0	0	0	0
White	19	15.3	10	13.9
White & Hispanic/Latina/e/o	15	12.1	0	0
Multi-Racial & Hispanic/Latina/e/o	3	2.4	0	0
Multi-Racial (not Hispanic/Latina/e/o)	2	1.6	14	19.4
Missing / Unknown	0	0	0	0
Disabled/Chronically Homeless families				
	#	%	#	%
Total:	9	20	14	45

The number of homeless families with children in Emergency Shelters and Transitional Housing decreased from 108 households in 2024 to 76 households sheltered in 2025. This data includes families staying in non-congregate shelters through motel voucher programs and those in domestic violence shelters.

APPENDIX B

ADULT ONLY HOUSEHOLDS				
	Emergency Shelter		Transitional Housing	
Gender				
	#	%	#	%
Male	277	65	68	81.9
Female	147	34	14	16.9
Culturally Specific Identity	0	0	0	0
Transgender	1	0	0	0
Non Binary	1	0	0	0
Questioning	0	0	1	1.2
Different Identity	0	0	0	0
More than one Gender	1	0	0	0
Unknown	4	1	0	0
Total Persons:	431		83	
Age				
	#	%	#	%
18-24 (TAY)	10	2.3	26	31.3
25-34	42	9.7	8	9.6
35-44	65	15.1	12	14.5
45-54	110	25.5	17	20.5
55-64	138	32.0	12	14.5
65 +	62	14.4	8	9.6
Unknown	4	1.0	0	0
Race				
	#	%	#	%
American Indian, Alaska Native, or Indigenous	4	1.0	1	1.2
American Indian, Alaska Native, or Indigenous & Hispanic Latino	29	6.7	0	0
Asian or Asian American	5	1.2	15	18.1
Asian or Asian American & Hispanic/Latina/e/o	5	1.2	0	0
Black, African American, or African	21	4.9	7	8.4

APPENDIX B

Black, African American, or African & Hispanic/Latina/e/o	1	0	0	0
Hispanic/Latina/e/o	47	10.9	27	32.5
Middle Eastern or North African	13	3.0	4	4.8
Middle Eastern or North African & Hispanic/Latina/e/o	4	1.0	2	2.4
Native Hawaiian or Pacific Islander	1	0	0	0
Native Hawaiian or Pacific Islander & Hispanic/Latina/e/o	26	6.0	0	0
White	152	35.3	11	13.3
White & Hispanic/Latina/e/o	106	24.6	12	14.5
Multi-Racial & Hispanic/Latina/e/o	3	1.0	4	4.8
Multi-Racial (not Hispanic/Latina/e/o)	6	1.4	0	0
Unknown	8	1.8	0	0
Disabled/Chronically Homeless Adults				
	#	%	#	%
Total:	278	64.5	43	51.8

There has been a decrease in the number of single adults in Emergency Shelter and Transitional Housing, from 584 in 2024 to 514 in 2025, as non-congregate shelters have been operating through Project Roomkey motels and Non congregate motel vouchers funded by State Homeless Housing Assistance and Prevention Funding. Project Roomkey was supported through FEMA and State COVID response funding for those who were unsheltered and highly vulnerable to COVID-19, including seniors 65 & older and those with serious health conditions.

VETERAN HOUSEHOLDS*				
	Emergency Shelter		Transitional Housing	
	11 Households		10 Households	
Gender				
	#	%	#	%
Male	10	83.3	10	100
Female	2	16.7	0	0
Culturally Specific Identity	0	0	0	0
Transgender	0	0	0	0
Non Binary	0	0	0	0
Questioning	0	0	0	0
Different Identity	0	0	0	0
More than one Gender	0	0	0	0
Total Persons:	12		10	
Race				
	#	%	#	%
American Indian, Alaska Native, or Indigenous	1	8.3	0	0
American Indian, Alaska Native, or Indigenous & Hispanic Latino	0	0	0	0
Asian or Asian American	1	8.3	0	0
Asian or Asian American & Hispanic/Latina/e/o	0	0	0	0
Black, African American, or African	1	8.3	0	0
Black, African American, or African & Hispanic/Latina/e/o	0	0	0	0
Hispanic/Latina/e/o	1	8.3	0	0
Middle Eastern or North African	0	0	0	0
Middle Eastern or North African & Hispanic/Latina/e/o	0	0	0	0

APPENDIX B

Native Hawaiian or Pacific Islander	0	0	0	0
Native Hawaiian or Pacific Islander & Hispanic/Latina/e/o	0	0	0	0
White	6	50.0	4	40.0
White & Hispanic/Latina/e/o	2	16.8	6	60.0
Multi-Racial & Hispanic/Latina/e/o	0	0	0	0
Multi-Racial (not Hispanic/Latina/e/o)	0	0	0	0
Disabled/Chronically Homeless Veterans				
	#	%	#	%
Totals:	8	66.7	10	100

**This chart shows a subpopulation from the single adults' category.*

This data includes veterans staying in non-congregate shelters through motel voucher programs including Project Roomkey, and Veteran Transitional Housing.

UNACCOMPANIED TRANSITIONAL AGE YOUTH 18-24				
	Emergency Shelter		Transitional Housing	
	11 Households		26 Households	
Gender				
	#	%	#	%
Male	4	36.4	12	46.2
Female	7	63.6	13	50
Culturally Specific Identity	0	0	0	0
Transgender	0	0	1	3.8
Non Binary	0	0	0	0
Questioning	0	0	0	0
Different Identity	0	0	0	0
More than one Gender	0	0	0	0
Total Persons:	11		26	
Race				
	#	%	#	%
American Indian, Alaska Native, or Indigenous	0	0	1	3.8
American Indian, Alaska Native, or Indigenous & Hispanic Latino	0	0	0	0
Asian or Asian American	0	0	0	0
Asian or Asian American & Hispanic/Latina/e/o	0	0	0	0
Black, African American, or African	1	9.1	1	3.8
Black, African American, or African & Hispanic/Latina/e/o	1	9.1	0	0
Hispanic/Latina/e/o	1	9.1	15	57.7
Middle Eastern or North African	1	9.1	0	0

APPENDIX B

Middle Eastern or North African & Hispanic/Latina/e/o	0	0	0	0
Native Hawaiian or Pacific Islander	0	0	0	0
Native Hawaiian or Pacific Islander & Hispanic/Latina/e/o	0	0	0	0
White	2	18.2	7	27.0
White & Hispanic/Latina/e/o	4	36.3	2	7.7
Multi-Racial & Hispanic/Latina/e/o	1	9.1	0	0
Multi-Racial (not Hispanic/Latina/e/o)	0	0	0	0
Disabled/Chronically Homeless Unaccompanied Youth				
	#	%	#	%
Total:	2	18.2	0	0

**This chart shows a subpopulation of Transitional Age Youth (TAY) from the single adults category.*

HOMELESS SUBPOPULATIONS				
	Emergency Shelter		Transitional Housing	
	#	%	#	%
Adults with a Serious Mental Illness	118	27.4	6	7.2
Adults with a Substance Use Disorder	74	17.2	39	47.0
Adults with HIV/AIDS	8	1.9	2	2.4
Survivors of Domestic Violence	15	3.5	0	0
Total single adults	431		83	