



**Meeting Agenda
Continuum of Care (CoC) Board
Wednesday, April 10, 2024
2:00pm – 3:30pm
Ventura County Office of Education
5100 Adolfo Road, Camarillo**

Zoom Meeting ID: 871 1841 0223

<https://us02web.zoom.us/j/87118410223>

1. Call to Order
2. Board Comments
3. CoC Staff Comments
4. Public Comments: Public Comment is an opportunity for the public to participate in public meetings by addressing the Ventura County Continuum of Care Board in connection with one or more agenda or non-agenda items. This meeting is subject to the Brown Act and public comments may be submitted by using one of the following options:

Email in advance of the meeting: If you wish to make public comment on an agenda item via email, please submit your comment via email by 4:30pm on the day prior to the Board meeting. Send emails to: venturacoc@ventura.org Please indicate the agenda item you would like to speak on if relevant and whether you would like your message read by staff or you will be participating and would like to provide your comments during the live meeting.

During the meeting: Participants may use the chat function in zoom to indicate they would like to make a comment. Staff will call on participants during the public comment section of the meeting or during specific item following staff presentation of the item.

Continuum of Care Governance Board Business

5. Approval of Board Minutes from March 13, 2024.
6. Receive and file a report on the Ventura County Homeless Management Information System and Pathways to Home Coordinated Entry System.
7. Receive the Ventura County 2024 Homeless Count Preliminary Data Report and Authorize Staff to Submit the Final Point In Time Count and Housing Inventory County Reports to the U.S. Department of Housing and Urban Development (HUD) no later than April 30, 2024.
8. Authorization to Release a Request for Proposals for a Qualified Organization to Engage People with Lived Experience of Homelessness and Approve CoC Planning Grant Funds to be Allocated for the Contract.



**Meeting Minutes
Continuum of Care (CoC) Board
Wednesday, March 13, 2024
2:00pm – 3:30pm
Ventura County Office of Education
5100 Adolfo Road, Camarillo**

- 1. Call to Order:** Dawn Dyer, Board Chair, called the meeting to order at 2:01pm.

Board Members: Dawn Dyer, Michael Nigh, Mara Malch, Pauline Preciado, Juliana Gallardo, Ingrid Hardy, Emilio Ramirez, Jack Edelstein

Absent: Dr. Sevet Johnson, Manuel Minjares, Kevin Clerici, Stefany Gonzalez, Paul Drevenstedt

Staff: Alicia Morales-McKinney, Felipe Flores, Morgan Saveliff, Christy Madden, Jennifer Harkey (online)

Board Comments: Michael Nigh shared that the Section 8 list for Area Housing Authority was open for two weeks and 5,800 applications were received. Julianna Gallardo shared that People’s Self Help is accepting applications for People’s Place in Santa Paula. Applications are available on the People’s Self Help website: <https://www.pshhc.org/ppl/>. Pauline Preciado shared that Gold Coast Health Plan has launched a new program offering housing deposit assistance for GCHP Medi-Cal members.

- 2. CoC Staff Comments:** Christy Madden shared that the Department of Fair Housing and Equal Opportunity has been monitoring how waitlists are managed and has criticized projects that open first-come, first-serve online-only indicating that it may be discriminatory to certain populations. Christy encouraged the Board to keep this in mind as we ensure that all housing opportunities are fair. Jenn Harkey attended the meeting online and thanked the Board for coming. Jenn further shared that members of the CoC team had the opportunity to attend the National Alliance to End Homelessness conference and will elaborate on item 7.
- 3. Public Comments:** Elizabeth R. Stone (online attendee) reminded the Board that the PLE workgroup is available as a resource and encouraged the PLE workgroup members in attendance to introduce themselves. The following PLE members were in attendance: Montoya Johnson, Craig Ford, Michael Well, and Mike Duan.

Continuum of Care Governance Board Business

- 4. Approval of Board Minutes from February 14, 2024.**

Elizabeth R. Stone requested that the following sentence be added to the description of the presentation provided in Item 7: “A summary of findings was provided along with training opportunities.”

Jack Edelstein moved for approval with the suggested amendment to the minutes; Pauline was second; Ingrid Hardy abstained; the balance of the Board was in favor.

- 5. Receive and file a report on FY23 U.S. Housing and Urban Development (HUD) Continuum of Care Program Competition Debriefing**

Jenn Harkey shared the HUD CoC Program Competition Debriefing with the Board. The full debriefing can be found on the CoC website. Jenn reviewed several areas of improvement for system performance including: First Time Homeless, Length of Time Homeless, Placements in Permanent Housing, Returns to Homelessness and Job and Income Growth. Jenn shared that with new units coming online in 2024, the

hope is that more people will move into permanent housing and out of shelter which should reduce the length of time people are experiencing homelessness. Jenn further shared that placements into permanent housing did increase from last year, but we still need more supportive housing, rapid rehousing, and landlords willing to accept funds and collaborate. Jenn further shared that the CoC is prioritizing improving supportive services in efforts to reduce returns to homelessness. Jenn shared that HHAP 5 funding can be used to bridge gaps and bring additional supportive services for new PSH units coming online this year. Jenn further shared the Second Chance Act grant with VCBH will be providing additional peer support to help those with mental health challenges and criminal backgrounds. Jenn lastly shared that we scored really well with coordination and engagement specifically with the CalAim partnership with GCHP, coordination with domestic violence organizations, and improving coordination within the criminal justice system. Jenn also highlighted some upcoming HHAP funded programs including partnerships with colleges, United Way, and new Homekey projects that will all help improve system performance measures.

Ingrid Hardy inquired where we stand in relationship to other CoCs and if they are experiencing similar challenges. Jenn shared that many CoCs within the SoCal alliance have reported similar challenges and have reached out to collaborate and share strategies on how to improve SPMs. Jenn further shared that the median score was 151 and we received a score of 155. Board members discussed the option of collaborating with independently owned and operated ADU units, however, it was discussed that ADUs are not an affordable option and are often utilized for family members or the primary home is also often leased. Elizabeth R. Stone reminded the Board that PLE members can support staff with improving system performance outcomes and scoring. Jenn Harkey agreed and highlighted the importance of PLE participation in decisions, policy making, and work-flow improvement. Jenn shared that a lot of this work is being done at the committee level and recommendations go back to the Board. Jenn shared that the Supportive Services Plan is being developed at the Housing and Services Committee and encouraged people with lived experience to participate in those committee meetings.

6. Receive and file VC CoC Committee, Workgroups and Staff updates

Felipe Flores provided the following updates on VC CoC Committees: the Housing and Services committee is reviewing best practices and developing a Supportive Services Plan; the HMIS steering committee is continuing to onboard programs into HMIS, most recently including the Ventura's Public Defender's Office; the Data Performance and Evaluation Committee reviewed and analyzed the latest Quarterly System Performance report and reviewed proposals for ESG and HHAP and developed recommendations for the Board; the Public Information and Outreach Committee is working on creating infographics for PRK and videos for PRK client success stories; the Veteran's Case Conference Workgroup has been meeting bi-weekly to update the Veteran By Name List and to case conference and complete referrals including VASH referrals which are now being made through the By Name List meetings; and The Youth Collaborative Workgroup worked together to ensure all youth were counted during the 2024 PIT Count. CoC staff also attended the National Alliance to End Homelessness conference in San Francisco and attended various sessions on a variety of topics such as Creative Housing Solutions, Encampment Resolutions, Shelter Best Practices, Shared Housing and Master-Leasing, etc. Felipe shared that CoC staff will be meeting with LAHSA (Los Angeles Homeless Services Authority) to view their shared housing model as we work to develop our own. Alicia shared that she attended a workshop by VCAAA and highlighted a few data points: older adults will make up 40% of the rental population by 2038, \$457 dollars is affordable rent to an older adult and \$257 dollars is affordable to an older adult who is on social security disability.

A public attendee inquired if there are showers available for people who are experiencing homelessness. CoC staff explained that One Stop offers different shower pods around the county; locations and times can be found on the Healthcare Agency website.

7. Receive and File a Report on Actions of the Ventura County Board of Supervisors Implementing Recommendations from the LeSar Updated Plan to Prevent and End Homelessness

Christy Madden shared a presentation on the actions taken by the Board of Supervisors on February 27th, 2024 to implement improvements to the homeless services system. The presentation is available in the 3.13.24 Board Packet on the CoC website. Christy shared that the Board of Supervisors approved the creation of 15 full-time positions across various departments, directed the Human Services Agency to apply for HHAP 5 funding for homeless prevention (2 positions created for this effort), directed an expansion of the fair housing program, advised agencies and partners to collaborate and establish a Multi-Disciplinary Team (MDT) and approved the expansion of the Sherriff Homeless Liaison Unit (8 deputies and 2 command staff positions created for this effort), created two new positions for a homelessness solutions director and a housing solutions director, advised the pursuit of a new HMIS vendor (a new HMIS position created for this effort), and prioritized the inclusion of lived experience in planning and decision making.

Public attendees inquired regarding the county investment in staffing. CoC staff and Board members explained the investment in staffing is for program operations, facilitation of the utilization of funding, and to secure additional funding needed to dedicate more resources to preventing and ending homelessness.

8. Ratify the changes to the fully executed Memorandum of Understanding (MOU) with the County of Ventura for the development and implementation of the Regionally Coordinated Homelessness Action Plan.

Alicia Morales-McKinney reminded the Board that in January the CoC Board authorized the Chair to sign an MOU for the HHAP 5 grant application. Alicia shared that the MOU is a requirement to submit the HHAP 5 application. Alicia shared that the MOU formatting was revised to align with traditional MOU structures, however, the content and intent of the document remains the same. Alicia shared the original MOU and the fully executed MOU with the Board.

Michael Nigh moved for approval; Jack Edelstein was second; all in favor.

Additional items not on the agenda: none

Next meeting set for April 10th, 2024

Meeting adjourned at 3:32pm

April 10, 2024

VC CoC Governance Board

SUBJECT: Receive and File the Ventura County Homeless Management Information System and Pathways to Home Coordinated Entry System (VC HMIS/PTH CES) Report.

BACKGROUND: The County of Ventura, Human Services Agency operates and manages the VC HMIS/PTH CES as required by HUD through the Ventura County Continuum of Care (VC CoC) program. The VCHMIS/PTH CES team drafts annual goals and a strategic plan in accordance with the VC CoC's Strategic Plan, for approval by the VC HMIS/PTH CES Steering Committee. All major initiatives, including Policies and Procedures, are reviewed and approved by the Steering Committee and then presented to the VC CoC Governance Board for approval.

DISCUSSION: Review the VC HMIS/PTH CES report and discuss areas for system improvements.



Ventura County Homeless Management Information System/ Pathways to Home - Coordinated Entry System - Narrative and Analysis April 2024

Projects/Grants

HMIS / CES Expansion Grant

We continue to operate HMIS / CES under one grant overseen by the VC CoC.

Online Training Project

The VC HMIS received a Homeless Housing Assistance and Prevention Program (HHAP) grant in July of 2019 to migrate existing training to an online platform to increase and enhance training for service providers. Trainings include the standard “just in time” courses as well as new user trainings. Examples: CES Basics and Chronic Homeless Documentation. To date, 8 trainings sessions have been recorded and are live, though need some revision given a recent change in system updates. We have recently expanded the available catalog by including Case Management Training. Moving forward we will focus on Chronic Homeless Documentation training as well as converting/migrating CES part 1 & 2 sessions to the online platform. Our intent is that new case workers acquire a more thorough understanding of the process. This should prove beneficial as we are expecting a sizable number of PSH units to come online within the next year.

Continuous Process Improvement

- To respond to the request for additional training we have developed ‘Just-in-Time’ sessions to focus on specific areas within the HMIS system that an end-user may be struggling with. These sessions are now available online. These sessions also satisfy the HMIS mandated annual refresher training requirement and the convenience of having it online for completion when desired has proven a convenience to providers. The continued incorporation of office hours has helped address some of the unique challenges that our end user may experience and are available bi-weekly.
- The HMIS/ CES team has added additional trainings to support users by offering: The Road to Case Conferencing, Chronic Homeless Documentation, and Quarterly Reporting Data Quality Framework and 252 Data Completeness Report Overview and the Vulnerability Assessment Tool Training.
- We continue to provide additional trainings to our HMIS community that are not specific to the system but rather support the provider in their service to the population. The trainings that have been made available over the last year are: Working with older adults, Three-Part Principles of Trauma Informed Services, Dementia Round Table, Mental Health First-Aid, Dr. Lande’s Reasoning with the Aging Brain, Pt.1 and 2, Mental health issues, Mood issues, and Anxiety, Mindfulness and the developing brain.
- We continue to assess the functionality of the recently developed Vulnerability Assessment Tool
- Continued review of our HMIS Strategic Plan (copy attached) to ensure that it is aligned with our vision and mission statement.
- Support multiple agencies to enhance efforts to align processes with CES policies.
- Continual on-boarding of new partner agencies and projects into our system.
- Development and full utilization of document submission portal for both HMIS and CES.
- Annual Provider Satisfaction Survey was developed and then disseminated to 217 users on 9/13/23. Approximately 20% of users responded. Results from respondents was overwhelmingly positive. Less than 5% of respondents shared any level of dissatisfaction.

Note: We continue to partner with HSA’s Business Technology Department and HMIS vendor to ensure system use and current technology and system interface remains beneficial to community needs.

Data Sharing Partnerships

Data sharing agreements remain in place with the following entities on a regular basis: Ventura County Behavioral Health; HSA Employment Services; HSA Homeless Services – Housing and Disability Assistance Program; & the VC CoC Veterans Services Committee. These partnerships better connect services between those experiencing or at risk of homelessness and those connected to the programs listed above.

STATISTICS –

1. Number of HMIS Participating Agencies:

FY	21/22	22/23	Current
# of Agencies	34	35	40

2. Number of HMIS Licensed Users:

FY	21/22	22/23	Current
# of Users*	198	218	231
*Does not include HMIS staff.			

3. Number of HMIS License Updates

FY	2021-2022	2022-2023	07/01/23 – 02/29/24
# of Updates*	121	253	143
*This includes all add, delete, and disable user requests.			

4. Number of Trainings Provided:

FY	21/22	22/23	07/01/23 – 02/29/24
# of Trainings	164	76	44
# of online modules completed	N/A	361	495

Trainings offered include:

- HMIS New User Training- Coordinated Entry System Part 1 & 2
- HMIS New User Training- Case Management
- HMIS Just-IN-Time-CES Eligibility & Referral Training
- VC CoC Programs Training (collaboration)
- HMIS Just-In-Time Household Set-Up & Project Entry
- HMIS Quarterly Reporting Training (Business Objects)
- HUD Data Quality Standards Updates
- HMIS Just-In-Time CES Exits Training

- HMIS Just-In-Time Services & Project Exit Training
- HMIS Just-In-Time Interim Updates & Annual Assessments
- HMIS Just-In-Time Vulnerability Assessment Tool (VAT) Trainings
- HMIS Just-In-Time Reporting

5. Number of Agency Onboarding requests

FY	21/22	22/23	07/01/23 – 02/29/24
# of Requests	2	8	5

6. Number of Custom Ad Hoc Reports

FY	2021-2022	2022 – 2023	07/01/23 – 02/29/24
# of Request	12	17	10
Examples of these reports are: CalAIM, LeSar, Abt Associates, Etc...			

CES Data:

The information listed below relates to only data entered in HMIS.

1. Total Number of Referrals

FY	21/22	22/23	07/01/23 – 02/29/24
# of Referrals	2,103	2,834	2,146

2. Number of clients matched with housing opportunities

FY	2022-2023	07/01/23 – 02/29/24
# of matches	*137	47

This is the # of clients matched for all housing opportunities including Permanent Supportive Housing, Permanent Housing and Emergency Housing Vouchers. Although a client is matched with an opportunity it does not always turn into a placement.

*An influx of mainstream vouchers may have impacted / inflated this number

3. Permanent Supportive Housing Placements:

FY	21/22	22/23	07/01/23 – 02/29/24
# of Households	52	137	16

4. Time frame from Referral to Housed (all types):

FY	21/22	22/23	07/01/23 -02/29/24
# of Days	31	102	161

Permanent Supportive Housing type (tenant based vs. project based) impacts the overall timeframe from when a client receives a referral to the date they are housed.

CURRENT PRIORITIES

In addition to the administration of VC HMIS/CES, below are identified priorities and initiatives:

- Ensuring System Performance Metrics are reached
- Provide excellent customer service to all HMIS providers, system utilizers and other interested parties.
- Accurate and up to date Bed and Unit Inventory to support Housing Inventory Count (HIC)
- Enhance Online Training Implementation (On-Demand)

- HMIS/CES Data Preparation for Longitudinal System Analysis (LSA)
- Developing customer satisfaction survey for provider agencies
- **CES 3.0** (Agency owned CES consideration; Provider accountability & expectations around referral & placement; Establish measures to increasing overall data quality)
- Ensure that HMIS Vendor is meeting the unique and enhanced needs of the community.



Ventura County Homeless Management Information System (HMIS) / Coordinated Entry System (CES)

Fiscal Year (FY) 2023-2024

Mission Statement, Vision and Strategic Goals

Mission Statement

We strategically administer the VC Homeless Management Information system and Coordinated Entry System by supporting low barrier access to available community resources in an effort to prevent and end homelessness in Ventura County.

Vision

- Any providers delivering services to homeless or at-risk individuals in our community are participating in VC HMIS
- Coordinated Entry is maximized such that clients and resources are connected in the most efficient, effective and equitable manner
- Real time data used to support effective and strategic decisions
- Seek funding opportunities to support VC HMIS/CES operations

FY 2023/2024 HMIS Strategic Goals

1. Meet or exceed program mandates and required performance metrics

Strategies:

- Review Performance Metrics vs. National Standards utilizing the Longitudinal System Analysis and System Performance metrics.
- Maintain an annual evaluation of VC HMIS/CES practices
- Maintain identity of subpopulations in CES (Youth, Veterans and Domestic Violence)
- Compare VC HMIS Annual Performance Report (APR) year to year and provide measures to monitor performance
- Measure coordinated entry system referral timeframes
- Use HMIS performance in funding decisions
- Utilize data quality reporting for CES to drill down by providers that enter into CES
- Maintain quarterly reporting template for Ventura County Continuum of Care (VC CoC) Board meeting
- Maintain community-wide data measures (city specific, day services model, VC HMIS dashboard)

2. Provide excellent customer service to all HMIS providers, system utilizers and other interested parties

Strategies:

- Maintain Service Level Agreement Standards for resolution, notification, escalation process and customer service survey

- Maintain automated VC HMIS user registration for training
- Maintain a document submission portal for the uploading of VC HMIS and CES documents
- Maintain regular VC HMIS/CES "office hours" for individualized consultation
- Provide continuous learning opportunities for VC HMIS/CES Teams
- Annual review with providers via customer satisfaction survey
- Maintain continuous learning opportunities for new and existing VC HMIS users via online training modules
- Continue to offer elective training to VC HMIS users when available

3. Increase employee engagement

Strategies:

- 100% of VC HMIS staff Trauma Informed Services (TIS) trained
- 100% of staff Customer Service trained
- Provide continuous learning opportunities for the HMIS/CES teams (attend conferences, training, etc)

4. Increase and enhance community engagement and partnerships

Strategies:

- Maintain leadership of and encourage participation in the VC HMIS/CES Steering Committee meeting
- Maintain facilitation of pre-onboarding and system demonstration meeting of prospective and other interested service providers
- Enhance and support best practices, program and technical training for the entire VC HMIS community of agencies and users (online training support)
- VC HMIS/CES staff or leadership to participate in CoC committee meetings as requested
- Report on VC HMIS/CES activities to CoC board as requested
- Maintain transparency and updates of CES Pathways to Home Prioritization List.
- Post the Prioritization List in the CES Pathways to Home Teams Channel after the CES Pathways to Home Case Conference meeting which occurs every two weeks.

5. Increase and enhance modernization of technology

Strategies:

- Ensure current VC HMIS service level is aligned with provider and CoC expectations
- Maintain automated systems to support the increased partnership and customer services
- Maintain automated system for online training reservations
- Maintain online training catalog for VC HMIS users
- Maintain tracking of tickets from VC HMIS and CES users requesting support

April 10, 2024

VC CoC Governance Board

SUBJECT: Receive the Ventura County 2024 Homeless Count preliminary data report and authorize staff to submit the final Point in Time Count and Housing Inventory Count reports to the U.S. Department of Housing and Urban Development (HUD) no later than April 30, 2024.

Background: The Ventura County Continuum of Care (VC CoC) staff, city leads and community volunteers conduct the annual Homeless Point In Time Count and Subpopulation Survey of homeless persons during the last ten days of January, as required by the U.S. Department of Housing and Urban Development (HUD) for Continuum of Care funding. This one-night survey of sheltered persons/families and one day count and survey of unsheltered persons/families results in a snapshot of one day of homelessness across the region. The reports help to inform the VC CoC Board as well as other stakeholders in the community on the need for resources within the community as well as trends in the populations experiencing homelessness.

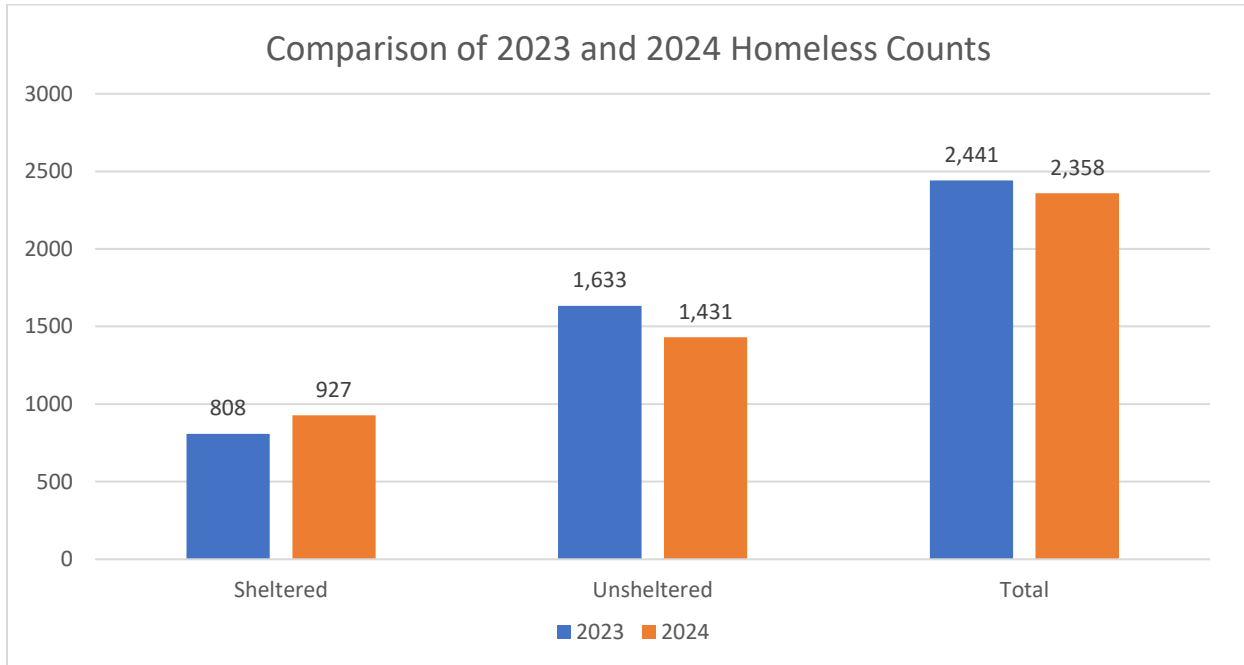
Discussion: The 2024 sheltered count was conducted on the night of January 23rd and the unsheltered surveys began on the early morning of January 24th. All persons surveyed were asked where they slept on the night of January 23, 2024. Surveys were conducted at service sites and encampment locations during the week following the night of the count, as allowed by HUD. Mobile application surveys were conducted with GIS mapping technology throughout the County. The final written report is being developed in partnership with Dr. Joe Colletti at Urban Initiatives and will include subpopulation data and detailed information for each jurisdiction. The report will be released to the public no later than April 30, 2024. A presentation will be provided at the VC CoC Board meeting on May 8, 2024.

Recommendations: Authorize staff to submit the final Homeless Point In Time Count and Housing Inventory Count reports to HUD no later than April 30, 2024.

2024 Ventura County Homeless Count Executive Summary

There were 2,358 adults and children who were counted as homeless during the point-in-time count as noted in the chart below. This number represents a decrease of 83 persons or -3.4% when compared to the 2441 persons who were counted as homeless in 2023.

Chart 1



The total number of persons counted as sheltered and unsheltered decreased:

- The total number of persons counted as sheltered increased from 808 in 2023 to 927 in 2024, which represents an increase of 119 persons or 14.7%.
- The total number of persons counted as unsheltered decreased from 1,633 in 2023 to 1431 in 2024, which represents a decrease of 202 persons or 12.4%.

Regarding sheltered homelessness, the U.S. Department of Housing and Urban Development (HUD) states that

- CoCs must count all individuals or families who meet the criteria in paragraph (1)(ii) of the homeless definition in 24 CFR 578.3. This includes individuals and families ***“living in a supervised publicly or privately operated shelter designated to provide temporary living arrangements (including congregate shelters, transitional housing, and hotels and motels paid for by charitable organizations or by federal, state, or local government programs for low-income individuals)”*** on the night designated for the count. This includes individuals residing in Safe Haven projects.

Regarding unsheltered homelessness, HUD states that

- CoCs must count all individuals or families who meet the criteria in paragraph (1)(i) of the homeless definition in 24 CFR 578.3. This includes individuals and families ***“with a primary nighttime residence that is a public or private place not designed for or ordinarily used as a regular sleeping accommodation for human beings, including a car, park, abandoned building, bus or train station, airport, or camping ground”*** on the night designated for the count. Rapid Re-Housing (RRH) assisted households who are still unsheltered on the night of the count (e.g., staying in an encampment and being assisted by an RRH project to obtain housing) must be included as part of the unsheltered count.

Ventura County first conducted a homeless count and subpopulation survey in 2007 as listed in Table 1. The following table compares the homeless counts since 2007. However, the homeless count and survey has been conducted every year beginning in 2009 except in 2021 (see note below).

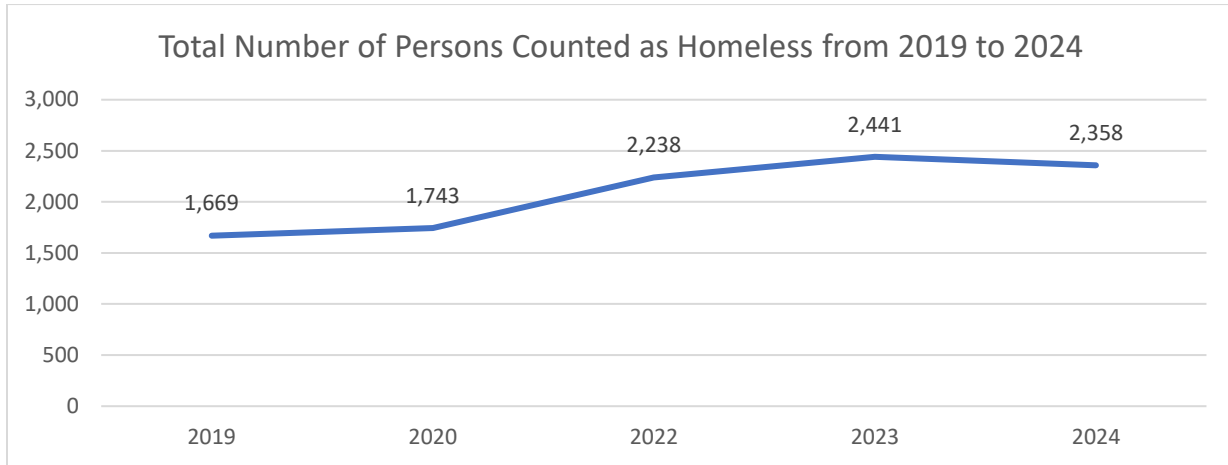
Table 1: Ventura County Homeless Counts from 2007 – 2024.

Year	Total # of Homeless Persons	% of Increase or Decrease from Previous Year
2007	1,961	-
2009	2,193	+12
2010	1,815	-17
2011	1,872	+3
2012	1,936	+3
2013	1,774	-8
2014	1,449	-18
2015	1,417	-2
2016	1,271	-10
2017	1,152	-9
2018	1,299	+12.8
2019	1,669	+28.5
2020	1,743	+4.4
2021	*	*
2022	2,238	+25.2
2023	2,441	+9.1
2024	2,358	-3.4

*The Ventura County CoC received an exception from HUD not to conduct an unsheltered count because of pandemic related reasons.

The next chart shows that the number of persons counted as homeless has increased significantly between 2019 and 2024. The number of persons counted as homeless in 2019 was 1,669 and 2,358 persons in 2024, which represents an increase of 689 persons or 41.3%

Chart 2



The next table provides the number of homeless persons counted since 2007 by cities and unincorporated area. A count was not conducted in 2008 and an exception was granted by HUD not to conduct an unsheltered count in 2021 due to the COVID-19 pandemic.

Table 2. Comparison of the total number of unsheltered and sheltered persons counted since 2007 by cities and unincorporated area

Year	Camarillo	Fillmore	Moorpark	Ojai	Oxnard
2007	10	5	13	82	671
2009	13	4	7	60	679
2010	15	5	1	52	520
2011	29	10	7	40	638
2012	30	16	5	41	522
2013	27	13	9	43	645
2014	38	6	15	62	379*
2015	35	7	7	40	603
2016	24	6	4	29	584
2017	27	0	7	19	461
2018	49	2	3	31	335
2019	33	10	2	47	548
2020	30	10	0	49	567
2021	**	**	**	**	**
2022	49	8	0	38	793
2023	78	5	3	44	838
2024	89	13	5	58	752

*This number was artificially low due to an unresolved reporting discrepancy and the winter warming shelter being located in Ventura.

**An unsheltered count was not conducted because of pandemic related reasons.

Table 2. (con't)

Year	Port Hueneme	Santa Paula	Simi Valley	Thousand Oaks	Ventura	Countywide
2007	9	97	163	81	588	242
2009	1	91	303	147	623	265
2010	9	54	229	106	601	223
2011	6	50	226	87	570	209
2012	12	60	284	90	701	175
2013	17	34	211	121	519	135
2014	13	31	194	130	495	86
2015	22	20	202	83	334	64
2016	7	56	99	104	300	58
2017	18	35	105	102	301	77
2018	19	44	143	80	516	77
2019	30	106	121	103	555	114
2020	19	95	162	152	531	128
2021	**	**	**	**	**	**
2022	30	115	141	210	713	109
2023	14	121	150	128	644	416***
2024	44	137	160	178	536	386***

**An unsheltered count was not conducted because of pandemic related reasons

*** Project Roomkey non-congregate shelters are counted in the Countywide data, as persons are served from various cities.

Table 3 provides a breakdown of the 2024 homeless count by sheltered and unsheltered persons for each jurisdiction. Among cities, Oxnard had the largest number of unsheltered persons (433) and the largest number of sheltered persons (319). The City of Ventura had the second largest number of unsheltered (316) and sheltered persons (220). Project Roomkey non-congregate shelters are counted in the Countywide data, as persons are served from various cities.

The decrease in the total number of people counted as homeless in the cities of Oxnard and Ventura from 2023 to 2024 was attributed to a lower observation rate for unsheltered surveys, as noted in charts 5 and 6 below, as well as the utilization of Emergency Housing Vouchers from HUD for more permanent housing placements this past year. The observation rate in 2023 was 57.8% and this resulted in a significant number of observation surveys which could not be deduplicated. The observation rate in 2024 dropped to 34% which allowed for a greater number of full surveys to be reviewed for deduplication purposes.

Table 3. Total Number of Sheltered and Unsheltered Adults and Children by Jurisdiction in 2024

Jurisdiction	Sheltered		Unsheltered	Total
	Shelter	Transitional Hg		
Camarillo	9	0	80	89
Fillmore	0	0	13	13
Moorpark	0	0	5	5
Ojai	4	0	54	58
Oxnard	291	28	433	752
Port Hueneme	0	0	44	44
Santa Paula	49	0	88	137
Simi Valley	11	0	149	160
Thousand Oaks	0	0	178	178
Ventura	101*	119	316	536
Countywide**	289	26	71	386
Total:	754	173	1431	2,358

*Includes Safe Haven beds.

**Domestic Violence (DV) Shelter locations are not disclosed and thus are reported here. Project Roomkey non-congregate shelters are counted in the Countywide data, as persons are served from various cities.

Table 4 compares the total number of unsheltered persons, sheltered persons and the total number of persons counted in 2024 to the same totals for 2023.

Table 4. 2023 - 2024 Comparison of Unsheltered and Sheltered Persons by Jurisdiction

Incorporated and Unincorporated Areas	Total Number of Unsheltered Persons				Total Number of Sheltered Persons*				Total Number			
	2023		2024		2023		2024		2023		2024	
	#	#	#	%	#	#	#	%	#	#	#	%
Camarillo	78	80	+2	+2.6	0	9	+9	**	78	89	+11	+14.1
Fillmore	5	13	+8	+160	0	0	0	0	5	13	+8	+160
Moorpark	3	5	+2	+66.7	0	0	0	0	3	5	+2	+66.7
Ojai	38	54	+16	+42.1	6	4	-2	-33.3	44	58	+14	+31.8
Oxnard	625	433	-192	-30.7	213	319	+106	+49.8	838	752	-86	-10.3
Port Hueneme	14	44	+30	**	0	0	0	0	14	44	+30	**
Santa Paula	75	88	+13	+17.3	46	49	+3	+6.5	121	137	+16	+13.2
Simi Valley	146	149	+3	+2.0	4	11	+7	+175	150	160	+10	+6.7
Thousand Oaks	128	178	+50	+39	0	0	0	0	128	178	+50	+39.1
Ventura	452	316	-136	-30.1	192	220	+28	+14.6	644	536	-108	-16.8
County-wide***	69	71	+2	+2.9	347	315	-32	-9.2	416	386	-30	-7.2
Total:	1,633	1431	-202	-12.4	808	927	+119	+14.7	2441	2358	-83	-3.4

*Sheltered persons include emergency shelters, transitional housing, and safe havens (Note: only Ventura has a safe haven).

**percentages are only provided for differences that were 200% or less.

***Includes Survivors of Domestic Violence (DV) programs.

I. Unsheltered Persons

Of the 2,358 persons counted in 2024, 1431 or 60.7% were unsheltered, which is defined by the U.S. Department of Housing and Urban Development (HUD) as

“An individual or family who lacks a fixed, regular, and adequate nighttime residence, meaning: (i) An individual or family with a primary nighttime residence that is a public or private place not designed for or ordinarily used as a regular sleeping accommodation for human beings.”

Of the 1431 unsheltered persons, 1,412 were adults and 19 were accompanied children under age 18.

Of the 11 jurisdictions, four include families with children under age 18. The cities of

- Simi Valley includes one family with three children;
- Oxnard includes three families with seven children consisting of one family with two children, one family with four children, and one family with one child;
- Ventura includes two families with two children consisting of two families with one child;
- Thousand Oaks includes two families with 4 children consisting of one family with three children and one family with one child.
- Unincorporated/County includes two families with 3 children consisting of one family with two children, and one family with one child

Of the ten families, five families were two adult households. Four families had two adults and one child and one family had two adults and three children. Three families were three adult households. Two families had three adults and two children and one family had three adults and four children. One family had five adults and one child. The last family had one adult and three children.

Surveyed vs Observation

The goal was to survey, meaning to interview, as many adults who were counted about themselves and any children who were living unsheltered with them. Survey questions focused on requirements from HUD and local information desired by the Ventura County Continuum of Care (CoC). The number and percentage of adults surveyed is noted in Table 5.

HUD requires CoCs to report the number of various subpopulations that include chronically homeless individuals and families, persons with serious mental illness, substance use disorders, AIDS or an HIV-related illness, and veterans. The CoC desired local information included a focus on chronic health condition, first time homelessness, foster youth, income, and involvement with the justice system.

Counters surveyed 933 adults that answered questions about themselves and the 17 children living unsheltered with them. Thus, survey information was collected for 950 persons. The survey included questions about gender, age, race, ethnicity, and length of time homeless for adults and children. Other questions about disability, health, mental health, substance use, income, and veteran status pertained only to adults.

Persons were observed and not surveyed if volunteer counters felt unsafe or an unsheltered person was sleeping. Volunteers were asked to count the person by recording an estimate of the individual’s gender, age, race, and ethnicity. Of the 481 persons observed, 479 were adults and 2 were children.

The observation rate decreased from 57.8% in 2023 to 34% in 2024 with an increased number of volunteer counters countywide. Additional training was offered in January 2024 to review the mobile app and emphasize the importance of full surveys when possible. Full surveys assist with a more accurate count and provide more details with subpopulation data.

Table 5. Total Number and Percent of Unsheltered Adults Surveyed and Observed

Year	Surveyed		Observed		Total	
	#	%	#	%	#	%
2019	907	72.1	351	27.9	1,258	100
2020	874	69.1	391	30.9	1,265	100
2022	741	54.6	615	45.5	1,356	100
2023	683	42.2	937	57.8	1,620	100
2024	933	66.2	479	33.8	1412	100

The next table provides a breakdown of the total number and percent of adults surveyed and observed by jurisdiction.

Table 6. Total Number and Percent of Unsheltered Adults Surveyed and Observed by Jurisdiction

Jurisdiction	Surveyed		Observed		Total	
	#	%	#	%	#	%
Camarillo	58	72.5	22	27.5	80	100
Fillmore	7	53.8	6	46.2	13	100
Moorpark	2	40	3	60	5	100
Ojai	47	87	7	13	54	100
Oxnard	265	62.2	161	37.8	426	100
Port Hueneme	25	56.8	19	43.2	44	100
Santa Paula	60	68.2	28	31.8	88	100
Simi Valley	114	78.1	32	21.9	146	100
Thousand Oaks	117	67.2	57	32.8	174	100
Ventura	187	59.6	127	40.4	314	100
Unincorporated	51	75	17	25	68	100
Total	933	66.1	479	33.9	1412	100

The following four tables focus on gender, ethnicity, race, and age for the 1,431 unsheltered adults and children who were surveyed and observed.

Gender

The following table provides a breakdown by gender for the 1,412 adults and 19 children under age 18 in families. HUD requires the summary to consist of male, female, transgender, non-binary, questioning, different identity, more than one gender, culturally specific identity, and unknown.

Table 7. Gender for Adults and Children

	Adults		Children in Families	
	#	%	#	%
Male (Boy if child)	987	69.9	10	52.6
Female (Girl if child)	407	28.8	9	47.4
Transgender	7	0.5	0	0
Non-Binary	1	0.1	0	0
Questioning	1	0.1	0	0
Different Identity	0	0	0	0
More Than One Gender	9	0.6	0	0
Culturally Specific Identity (e.g., Two-Spirit)	0	0	0	0
Total:	1412	100	19	100

Of the 9 persons that identified as more than one gender, 9 persons identified as both male and female. One person selected female and questioning, one selected female and transgender, and the last person selected male and non-binary.

Race and Ethnicity

Table 8 provides a breakdown by race and ethnicity for the 1,412 adults and 19 children under age 18 in families. HUD requires the summary to consist of Hispanic/Latin(a)(o)(x) and Non-Hispanic/Latin(a)(o)(x).

Table 8. Ethnicity for Adults and Children

	Adults		Children in Families	
	#	%	#	%
American Indian, Alaska Native, or Indigenous	21	1.5	1	5.3
American Indian, Alaska Native, or Indigenous & Hispanic/Latina/e/o	5	0.4	0	0
Asian or Asian American	16	1.1	0	0
Asian or Asian American & Hispanic/Latina/e/o	1	0.1	0	0

Black, African American, or African	72	5.1	0	0
Black, African American, or African & Hispanic/Latina/e/o	2	0.1	0	0
Hispanic/Latina/e/o	529	37.5	10	52.6
Middle Eastern or North African	1	0.1	0	0
Middle Eastern or North African & Hispanic/Latina/e/o	0	0.0	0	0
Native Hawaiian or Pacific Islander	5	0.4	0	0
Native Hawaiian or Pacific Islander & Hispanic/Latina/e/o	0	0.0	0	0
White	673	47.7	7	36.8
White & Hispanic/Latina/e/o	53	3.8	0	0
Multi-Racial & Hispanic/Latina/e/o	5	0.4	0	0
Multiple Races (not Hispanic/Latina/e/o)	12	0.8	0	0
Unknown	17	1.2	1	5.3
Total:	1,412	100	19	100

Age

Table 10 provides a breakdown by age of the 1,412 adults and 19 children under age 18 in families.

Table 10. Unsheltered Adults and Children by Age

Adults:	#	%
Under Age 18	19	100
Subtotal:	19	100
Ages 18 – 24	55	3.9
Age 25 – 34	229	16.2
Age 35 – 44	313	22.2
Age 45 – 54	322	22.8
Age 55 – 64	342	24.2
Age 65+	151	10.7
Subtotal:	1412	
Total:	1,431	100

Other Subpopulations

Table 11 only includes self-reported responses from the 1,412 adults. The most notable finding concerns chronically homeless adults. Nearly half (48.6%) of adults were chronically homeless in 2023 and nearly half (48.0%) of adults in 2024.

Table 11. Unsheltered Adults by Subpopulations

Subpopulations:	2023		2024		Difference	
	#	%	#	%	#	%
Chronically Homeless Adults	787	48.6	678	48	-109	13.9
Families including Chronically Homeless Families	7*	--	10**	--	3	+42.9
Persons w/Chronic Health Conditions	428	26.4	438	31.0	+10	+2.3
Persons w/a Developmental Disability	131	8.1	102	7.2	-29	-22.1
Persons w/HIV/AIDS	10	0.6	9	0.6	-1	-10
Persons w/Mental Health Problems	353	21.8	349	24.7	-4	-1.1
Persons w/a Physical Disability	334	20.6	346	24.5	+12	+3.6
Substance Users	599	37.0	422	29.9	-177	-29.5
Veterans***	134	8.3	69	4.9	-63	-49
Experiencing Homelessness Because Fleeing Domestic Violence, Dating Violence, Sexual Assault, or Stalking	99	6.1	237	16.8	-138	-139

*In 2023, seven families consisted of 22 persons of which 9 were adults and 13 were children, none of whom were chronically homeless.

**In 2024, 10 families consisted of 44 persons of which 25 were adults and 19 were children. Of the 10 families, 5 were chronically homeless and include 14 adults and 10 children.

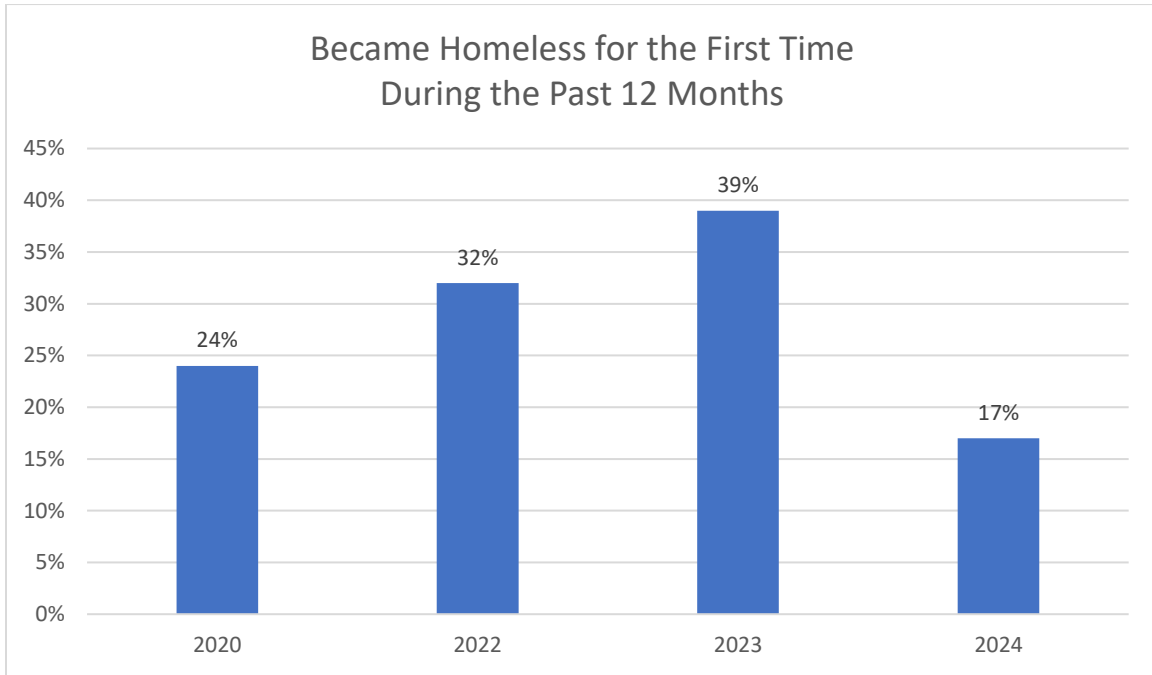
Other Survey Questions

Did you become homeless for the first time in the last 12 months?

The next chart shows that the percentage of unsheltered adults who became homeless for the first time during the past 12 months is decreasing. Nearly one-fourth (24%) of unsheltered adults in 2020, nearly one-third (32%) in 2022, more than one-third (39%) in 2023 and less than one-fourth in 2024 (17%).

Additional resources for homelessness prevention have been dedicated through the State of California and Ventura County Continuum of Care. The rental assistance, utility assistance and landlord engagement have provided more stability for many households who were at risk of homelessness during program year 2023.

Chart 3



DRAFT

Next Steps: Implementing Recommendations to End Homelessness

The Ventura County Continuum of Care (VC CoC) Board approved the following recommendations in April 2023 to prevent and end homelessness in Ventura County. These recommendations are aligned with the Ventura County Plan to Prevent and End Homelessness which was adopted by the Ventura County Board of Supervisors in December 2023. The full plan can be found on the VC CoC website [here](#):

The following recommendations were approved by the VC CoC Board for 2024:

1. Achieve functional zero with homeless veterans in 2024 in collaboration with Veteran Affairs and local veteran service providers;
2. Further the efforts to end homelessness among unsheltered youth with the expansion of new transitional housing programs for transitional-age-youth (18-24);
3. Reduce the number of chronically homeless adults by 2024 with the addition of new permanent supportive housing units;
4. Encourage each jurisdiction to review their 2023 unsheltered homeless count and review local strategies to reduce unsheltered homelessness;
5. Expand the efforts of the Ventura County Continuum of Care Workgroup partnering with people with lived experience to solicit feedback and provide recommendations;
6. Reduce the number of first time homeless households by expanding homelessness prevention programs and implementing diversion strategies;
7. Leverage resources to prioritize or increase supportive services for housing retention.

April 10, 2024

CoC Governance Board

SUBJECT: Authorization to Release a Request for Proposals for a Qualified Organization to Engage People with Lived Experience of Homelessness and Approve CoC Planning Grant Funding to be Allocated for the Contract.

BACKGROUND: The Ventura County Continuum of Care (VC CoC) has prioritized the inclusion of people with lived experience of homelessness as an essential part of the community’s response to address homelessness and housing insecurity. HUD has encouraged Continuums of Care to “hold space” for those who are willing to share their lived experience. Holding space by providing unconditional support and actively seeking input from different perspectives can make a positive impact on our homelessness system.

DISCUSSION: VC CoC has been awarded FY2024-25 HUD CoC Planning Grant funds that can be used to develop community-wide processes to improve the quality and performance of our homelessness system. VC CoC staff are requesting authorization to release a new Request for Proposals (RFP) to contract with a qualified organization for a one-year grant term with \$95,000 in CoC Planning Grant funds, to engage PLE for the following activities:

- Expand community workgroups for PLE to hold space for discussion and feedback;
- Offer stipends to PLE who are willing to engage and offer input;
- Provide training to the VC CoC service providers on how to better engage with PLE;
- Debrief with PLE after community meetings for feedback;
- Offer mentoring opportunities for PLE through peer support;
- Attend VC CoC committee meetings to provide input;
- Report back to the VC CoC Board with recommendations.

RECOMMENDATIONS: 1) Authorize VC CoC staff to release a Request for Proposals for a qualified organization to engage people with lived experience; and 2) Approve \$95,000 in VC CoC Planning Grant funds to be allocated for the PLE engagement activities.